

公开文本

此呈：

## 中华人民共和国商务部

中华人民共和国大麦产业申请对原产于澳大利亚的进口大麦产品进行反补贴调查

### 中华人民共和国大麦产业反补贴调查申请书

#### 【附件】

反补贴调查申请人：

中国国际贸易商会

申请人全权代理人：

北京市博恒律师事务所

二〇一八年十月二十九日


## 证据目录和清单

- 附件一： 申请人社会团体法人登记证书及授权委托书
- 附件二： 关于对原产于澳大利亚的进口大麦提起反补贴调查申请的声明
- 附件三： 律师指派书和律师执业证明
- 附件四： 澳大利亚输华大麦和小麦注册企业名单
- 附件五： 中华人民共和国海关进出口税则，2014—2017 年版
- 附件六： 大麦海关进出口数据统计
- 附件七： 关于我国大麦种植及市场状况的说明
- 附件八： 澳大利亚 WTO 补贴通告：G/SCM/N/315/AUS
- 附件九： 经济合作与发展组织（OECD）《澳大利亚农业支持项目评估》
- 附件十： 澳大利亚农业和水资源部“资助小型出口商一揽子计划”
- 附件十一： 汇率统计
- 附件十二： 澳大利亚农业水利部关于大麦的生产和出口数据披露
- 附件十三： 澳大利亚出口谷物创新中心的介绍及相关报告节选



**附件一**

**申请人社会团体法人登记证书及授权委托书**



# 社会团体法人

# 登记证书

(副本)



名称：中国国际商会

业务范围：贸易促进 展览服务 信息咨询 法律宣传  
会议展览 国际联络 知识产权保护 培训

住所：北京市西城区桦皮厂胡同2号  
国际商会大厦

法定代表人：于健龙

活动地域：全国

注册资金：壹拾伍万元整

业务主管单位：中国国际贸易促进委员会

统一社会信用代码：511000000500019840H

发证机关：中华人民共和国民政部

发证日期：2016年01月14日

(有效期限：自 2016年01月14日至 2021年01月14日)

仅用于协助开展对俄贸易救济调查

## 授权委托书

委托人：中国国际商会

被委托人：北京市博恒律师事务所

委托事由：委托人特此全权委托北京市博恒律师事务所代表委托人对原产于澳大利亚的进口大麦产品提出反补贴调查申请事宜。

北京市博恒律师事务所的代理权限为：全权代理。具体权限包括但不限于：

- 1、认真履行职责，及时依法保护委托人合法权益；
- 2、基于反补贴调查申请事宜为委托人或协助委托人搜集和整理有关证据和材料；
- 3、起草反补贴调查申请书；
- 4、代表委托人签署反补贴调查申请书并向中华人民共和国商务部提出反补贴调查的书面申请；
- 5、代表委托人向中华人民共和国商务部提供相关证据和材料，并依法查阅与案件有关的证据和材料；
- 6、代表委托人参加题述案件的审理、陈述会和听证会；
- 7、如经中国政府和委托人的同意，且有必要和可能，代表委托人参加中华人民共和国商务部与国外出口商或出口国政府可能进行的价格承诺和协商的谈判；
- 8、代表委托人按照中华人民共和国商务部所规定的时间内提供补充材料；
- 9、代表委托人进行反补贴调查申请所需的其他工作。

本授权书所规定的权限在授权事宜完成时终结。

委托人：中国国际商会（盖章）

二〇一八年九月二十八日



## 附件二

关于对原产于澳大利亚的进口大麦提起反补贴调查申请的声明

# 中国国际贸易商会

## 关于对原产于澳大利亚的进口大麦 提起反补贴调查申请的声明

中国国际商会是 1988 年经国务院批准成立的全国性、联合性的非营利性社会组织，宗旨是为会员搭建平台、提供服务，维护会员合法权益，维护公平贸易秩序，促进产业和行业健康发展。

针对农业产业工作，我会设立了中国国际商会农业行业经贸摩擦预警中心，长期从事信息收集、业务交流、损害预警、政策研究等具体工作，覆盖云南、江苏、内蒙、湖北、四川、甘肃、河南、浙江、安徽、青海、新疆等我国大麦种植产区。2014 年以来，预警中心所涉大麦种植者的合计产量占全国总产量的主要部分。

近年来，原产于澳大利亚的进口大麦产品的数量大幅增长，并且存在补贴导致低价的行为，严重破坏了国内正常的市场秩序，对国内大麦产业造成了严重的冲击和损害，导致种植面积和产量大幅减少，价格持续下滑，亏损不断加剧。

因此，为维护国内大麦产业的健康发展，应相关方的请求和授权，根据我会章程并履行相关程序，我会决定作为申请人，代表国内大麦产业，依据《中华人民共和国反补贴条例》的相关规定，向中华人民共和国商务部提起对原产于澳大利亚的进口大麦产品的反补贴调查申请。

中国国际商会

2018 年 9 月



**附件三**

**律师指派书和律师执业证明**



## 大麦反补贴调查申请 律师指派书

为国内产业对原产于澳大利亚的进口大麦产品提请反补贴调查申请之目的，中国国际商会授权北京市博恒律师事务所作为其全权代理人，代理题述案件的申请及调查工作。

北京市博恒律师事务所根据上述委托，特指派本所郭东平律师、贺京华律师和蓝雄律师共同代理，处理上述委托的与题述案件有关的全部事宜，同时指派本所律师助理姚峰文、曾新祥、付凯琳、荆惠云、王慧婷处理上述委托的与题述案件有关的事宜，包括但不限于提交问卷答卷、提交问题单答复意见、提交评论意见、文件签收、公开信息查询室查询并复印资料、资料收集等。

北京市博恒律师事务所  
二〇一八年九月二十八日



# 律 师 事 务 所 执 业 许 可 证

(副本)

统一社会信用代码：31110000757700498L

北京市博恒

律师事务所，

符合《律师法》及《律师事务所管理办法》  
规定的条件，准予设立并执业。



发证机关：

发证日期：



2016 年 08 月 01 日

与原件一致





执业机构 北京市博恒律师事务所

执业证类别 专职律师

执业证号 11101200310402136

法律职业资格  
或律师资格证号 01200077020756

发证机关 北京市司法局

发证日期 2013 年 4 月 22 日



持证人 郭东平

性 别 男

身份证号 532721197702012418

执业机构 北京市博恒律师事务所

执业证类别 专职律师

执业证号 11101199510115344

法律职业资格  
或律师资格证号 (京) 司律证字 3805 号

发证机关 北京市司法局

发证日期 2013 年 04 月 22 日



贺京华 11101199510115344

持证人 贺京华

性 别 男

身份证号 110108196209012299



执业机构 北京市博恒律师事务所

执业证类别 专职律师

执业证号 11101200310817778

法律职业资格  
或律师资格证号 019774120007

发证机关 北京市司法局

发证日期 2013 年 04 月 22 日



持证人 蓝雄

性 别 男

身份证号 352624197412221617

## 附件四

### 澳大利亚输华大麦和小麦注册企业名单

澳大利亚输华大麦和小麦注册企业名单 (2015年7月31日更新)

List of Australian registered establishments for wheat and barley to China

Updated: 31 July 2015

序号	Registered Establishment Number	Registered Establishment Name (公司名称)	City	State
1	6641	ACCESS GRAIN PTY LTD	NULLAWIL	VIC
2	4035	AGRIFOOD TECHNOLOGY PTY LTD	WERRIBEE	VIC
3	1008	AGRIGRAIN (COONAMBLE) PTY LTD	COONAMBLE	NSW
4	4727	AGRIPAK PTY LTD	BALLAN	VIC
5	2744	AUSTRALIA MILLING GROUP PTY LTD	NARRABRI WEST	NSW
6	4296	AUSTRALIA MILLING GROUP PTY LTD	BALAKLAVA	SA
7	1206	BROADBENT BULK SERVICES PTY LTD	WILSONTON	QLD
8	2239	BUNGE GRAIN SERVICES (BUNBURY) PTY LTD	BUNBURY	WA
9	3232	CO OPERATIVE BULK HANDLING LTD	FORRESTFIELD	WA
10	3235	CO-OPERATIVE BULK HANDLING LTD	GERALDTON	WA
11	3299	CO-OPERATIVE BULK HANDLING LTD	ALBANY	WA
12	3301	CO-OPERATIVE BULK HANDLING LTD	ESPERANCE	WA
13	3302	CO-OPERATIVE BULK HANDLING LTD	ROCKINGHAM	WA
14	6800	EMERALD GRAIN PTY LTD	RICHMOND	VIC
15	6972	FLETCHER INTERNATIONAL EXPORTS PTY LTD	DUBBO	NSW
16	5110	GEHRKE GRAINS & TRANSPORT PTY LTD	HATTON VALE	QLD
17	3266	GRAINCORP OPERATIONS LIMITED	PORTLAND	VIC
18	3219	GRAINCORP OPERATIONS LIMITED	CARRINGTON	NSW
19	3584	GRAINCORP OPERATIONS LIMITED	PORT OF BRISBANE	QLD
20	3304	GRAINCORP OPERATIONS LTD	GEELONG	VIC
21	5257	GRAINCORP OPERATIONS LTD	WOLLONGONG	NSW
22	5119	GRAINFORCE COMMODITIES PTY LTD	BATHURST	NSW
23	2234	GRAINLINK (NSW) PTY LTD	GRIFFITH	NSW
24	1475	GRAINLINK (NSW) PTY LTD	GRIFFITH	NSW
25	1318	GRAINPAC PTY LTD	MURRAY BRIDGE	SA
26	5182	GRAYS CONTAINER TERMINAL	FINLEY	NSW
27	1888	GRENVELLA PTY LTD	EAST PINGELLY	WA
28	5505	HAVENGRAIN PTY LTD	OAKEY	QLD
29	1564	INDEPENDENT GRAIN HANDLERS PTY LTD	SOUTH FREMANTLE	WA
30	1616	JAMES DOUGLAS WALLACE, ANNETTE RUTH WALLACE, JUSTIN ERIC WALLACE, LORELEI WALLACE	COWRA	NSW
31	4311	LARIMAR (SA) PTY LTD	MURRAY BRIDGE	SA
32	4311	LARIMAR (SA) PTY LTD	NHILL	SA
33	4499	LGL COMMODITIES PTY LTD	TAMWORTH	NSW
34	4282	M C CROKER PTY LTD	MARRAR	NSW
35	1572	M C CROKER PTY LTD	MARRAR	NSW
36	2067	MOORE BULK STORAGE PTY LTD	HORSHAM	VIC
37	2103	MORTON SEED AND GRAIN PTY LTD	WATTLEUP	WA
38	1632	MOUNTAIN INDUSTRIES PTY LTD	FORBES	NSW
39	1601	MOUNTAIN INDUSTRIES PTY LTD	HUNTER REGION MC	NSW
40	2201	NEWCASTLE AGRI TERMINAL PTY LTD	CARRINGTON	NSW
41	4747	OADASH PTY LTD	FINLEY	NSW
42	1744	PREMIUM GRAIN HANDLERS PTY LTD	NORTH FREMANTLE	WA
43	1793	QUBE PORTS PTY LTD	NEWCASTLE	NSW
44	6477	RIORDAN GROUP PTY LTD	LARA	VIC
45	4310	RIORDAN GROUP PTY LTD	BALLIANG	VIC
46	1365	RIORDAN GROUP PTY LTD	LAVERTON NORTH	VIC
47	4963	ROBERT ANDREW GILES	LARGS BAY	SA
48	1089	ROBINSON GRAIN TRADING CO PTY LTD	DUBBO	NSW
49	5009	RODNEY'S ENTERPRISES PTY LTD & RODNEY'S TRANSPORT SERVICE (AUSTRALIA) PTY LTD	WAGGA WAGGA	NSW

50	6797	RONALD FRANCIS BEER & JENNIFER KAY BEER	GRIFFITH	NSW
51	1078	SEMAPHORE CONTAINER SERVICES PTY LTD	RICHMOND	SA
52	1076	SHANNON AGENCY' S PTY LTD	BEULAH	VIC
53	6653	SOUTHERN GRAIN STORAGE PTY LTD	WINCHELSEA	VIC
54	3162	THE WIMMERA GRAIN COMPANY PTY LTD	RUPANYUP	VIC
55	1896	TRP GRAIN PTY LTD	ALTONA NORTH	VIC
56	1869	TRP GRAIN PTY LTD	LAVERTON NORTH	VIC
57	3178	VINSENTE PTY LTD	NARROMINE	NSW
58	3289	VITERRA LTD	WALLAROO	SA
59	3290	VITERRA LTD	PORT GILES	SA
60	1038	VITERRA LTD	PORT ADELAIDE	SA
61	3274	VITERRA LTD	PORT LINCOLN	SA
62	3291	VITERRA LTD	PORT ADELAIDE	SA
63	3288	VITERRA LTD	THEVENARD	SA
64	3258	VITERRA OPERATIONS LTD	NARRABRI	NSW
65	3232	VITERRA PACKING & PROCESING PTY LTD	TWO WELLS	SA
66	2270	VITERRA PACKING AND PROCESSING PTY LTD	DOOEN	VIC
67	6851	VITERRA PACKING AND PROCESSING PTY LTD	LAVERTON NORTH	VIC
68	1624	W & M MAHONY PTY LTD	TERANG	VIC
69	1119	WATSON' S GRAIN STORAGE AND PACKING PTY LTD	BACCHUS MARSH	VIC
70	2350	WOODS PROCESSING PTY LTD	GOONDIWINDI	QLD

澳大利亚输华大麦和小麦注册企业名单(2018年5月8日更新)

List of Australian exporters of wheat and barley to China

Updated: 8 May 2018

序号	Business	City	State
1	ADM TRADING AUSTRALIA PTY LTD	ADELAIDE	SA
2	AGRACOM PTY LTD	QUIRINDI	NSW
3	AGRACORP PTY LTD	WEST PERTH	WA
4	AGREX AUSTRALIA PTY LTD	MELBOURNE	VIC
5	AGRIGRAIN PTY LTD	NARROMINE	NSW
6	AQUA INTERNATIONAL PTY LTD	PORT MELBOURNE	VIC
7	ARROW COMMODITIES PTY LTD	SURRY HILLS	NSW
8	AUSTRALIAN DURUM COMPANY PTY LTD	EDGECLIFF	NSW
9	AUSTRALIAN GRAIN EXPORT PTY LTD	MAITLAND	SA
10	AUSTRALIAN GRAIN LINK PTY LTD	GRIFFITH	NSW
11	AUSTRALIAN GROWERS DIRECT PTY LTD	DRY CREEK	SA
12	AUSTRALIAN NATURAL FOODSTUFF PTY LTD	ADELAIDE	SA
13	BUNGE AGRIBUSINESS AUSTRALIA PTY LTD	SOUTH MELBOURNE	VIC
14	CARGILL AUSTRALIA LIMITED	SOUTHBANK	VIC
15	CBH GRAIN PTY LTD	WEST PERTH	WA
16	CHINATEX (AUSTRALIA) PTY LTD	NORTH SYDNEY	NSW
17	CHS BROADBENT PTY LTD	WENDOUREE	VIC
18	CHS TRADING COMPANY AUSTRALIA PTY LTD	WENDOUREE	VIC
19	COFCO AGRI AUSTRALIA PTY LTD	RICHMOND	VIC
20	CO-OPERATIVE BULK HANDLING LTD	FORRESTFIELD	WA
21	DAEWOO INTERNATIONAL CORPORATION	SYDNEY	NSW
22	EMERALD GRAIN AUSTRALIA PTY LTD	RICHMOND	VIC
23	FLETCHER INTERNATIONAL EXPORTS PTY LTD	DUBBO	NSW
24	GLENCORE AGRICULTURE PTY LTD	MELBOURNE	VIC
25	GRAIN DIRECT AUSTRALIA PTY LTD	WAGGA WAGGA	NSW
26	GRAINCORP OPERATIONS LTD	SYDNEY	NSW
27	GRAINTREND PTY LTD	EDGECLIFF	NSW
28	GREENLAND HOLDINGS PTY LTD	NORTH SYDNEY	NSW
29	ITOCHU AUSTRALIA LIMITED	SYDNEY	NSW
30	LEMPRIERE GRAIN PTY LTD	MELBOURNE	VIC
31	LOUIS DREYFUS COMPANY AUSTRALIA PTY LTD	SOUTH YARRA	VIC
32	NIDERA AUSTRALIA PTY LTD	TOOWOOMBA	QLD
33	ORIGIN GRAIN PTY LTD	BEECHWORTH	VIC
34	PETER CREMER AUSTRALIA PTY LTD	SOUTHBANK	VIC
35	PETERS COMMODITIES PTY LTD	ARMADALE	VIC
36	PLUM GROVE PTY LTD	FREMANTLE	WA
37	PREMIUM GRAIN HANDLERS P/L	NORTH FREMANTLE	WA
38	QUADRA COMMODITIES PTY LTD	MELBOURNE	VIC
39	QUALI ONE COMMODITY PTY LTD	KINGSGROVE	NSW
40	RAY INTERNATIONAL PTY LTD	MOUNTAIN CREEK	QLD
41	RHODIUM RESOURCES AUSTRALIA PTY LTD	SOUTHBANK	VIC
42	RICH HARVEST AGRITRADING (AUSTRALIA) PTY LTD	EPPING	NSW
43	RIORDAN GROUP PTY LTD	LARA	VIC
44	RIVER CITY GRAIN	MORPHETT VALE	SA
45	S & G COTTON AUSTRALIA PTY LTD	BEVERLEY PARK	NSW
46	S&G COTTON CO., LIMITED	BEVERLEY PARK	NSW
47	SANWA PTY LTD	EDGECLIFF	NSW
48	SANYOU INTERNATIONAL PTY LTD	CHIPPING NORTON	NSW
49	SHINELYN INTERNATIONAL PTY LTD	ST MORRIS	SA
50	SOLAR INTERNATIONAL PTY LTD	CHIPPING NORTON	NSW

51	SR INTERNATIONAL PTY LTD	EARLWOOD	NSW
52	STANDARD COMMODITIES AUSTRALIA PTY LTD	DARLINGHURST	NSW
53	SUMITOMO AUSTRALIA PTY LTD	MELBOURNE	VIC
54	SURANGM INTERNATIONAL TRADE PTY LTD	ADELAIDE	SA
55	UNITED WORLD ENTERPRISES PTY LTD	KINGSGROVE	NSW
56	WHG OCEANIA PTY LTD	CHATSWOOD	NSW
57	WILMAR GAVILON PTY LTD	RICHLANDS	QLD
58	WOODLANDSHILL GRAIN	KYBUNGA	SA
59	ZULMAR INTERNATIONAL PTY LTD	HILLSIDE	VIC
60	PEER SOLUTIONS PTY LTD	SURREY HILLS	VIC
61	GLENCORE GRAIN PTY LTD	MELBOURNE	VIC
62	WA GRAINS PTY LTD	COMO	WA
63	ROBINSON GRAIN TRADING CO PTY LTD	DUBBO	NSW
64	SPECIAL ONE GRAIN ACCUMULATOR	DUBBO	NSW
65	IGH COMMODITIES PTY LTD	SPEARWOOD	WA
66	OK INTERNATIONAL PTY LTD	CROYDON	NSW
67	AULONG INTERNATIONAL PTY LTD	GLENWOOD	NSW
68	RHODIUM TRADING AUSTRALIA PTY LTD	SOUTH BANK	VIC
69	SUNNY GRAIN PTY LTD	MELBOURNE	VIC
70	ULUSOY ASIA PACIFIC PTY LTD	MELBOURNE	VIC
71	RIVERINA (AUSTRALIA) PTY LTD	MILTON	QLD
72	BABY AAN PTY LTD	LIDCOMBE	NSW
73	SANYOU INTERNATIONAL PTY LTD	BURWOOD	NSW
74	CIL AUSTRALIA NORTH PTY LTD	TOOWOOMBA	QLD
75	COFCO INTERNATIONAL AUSTRALIA PTY LTD	RICHMOND	VIC
76	CL COMMODITIES PTY LTD	ORANGE	NSW
77	AUSONS CORPORATION PTY LTD	SYDNEY	NSW
78	VIVCOURT COMMODITIES PTY LTD	POTTS POINT	NSW
79	MARZ INTERNATIONAL	TARNEIT	VIC
80	AUSTRALIAN BARLEY DEVELOPMENT CO	MELBOURNE	VIC



## 附件五

中华人民共和国海关进出口税则，2014—2017 年版



# 中华人民共和国 海关进出口税则

十位编码·监管条件·申报目录·出口退税·政策法规·海关代征税一览表

2014年中英文对照版(附光盘)

中华人民共和国海关进出口税则 编委会 编

Customs Import and Export Tariff  
of the People's Republic of China

Decade Coding of HS, Customs Control Conditions, Declares Contents,  
Export Drawback, Regulations, Detailed Customs Duties Levied on Commission Basis

Compiled by the Editorial Department of the Customs  
Import and Export Tariff of the People's Republic of China





第十章  
谷 物

Chapter 10  
Cereals

注释:

一、(一)本章各税目所列产品必须带有谷粒,不论是否成穗或带秆。

(二)本章不包括已去壳或经其他加工的谷物。但去壳、碾磨、磨光、上光、半熟或破碎的稻米仍应归入税目 10.06。

二、税目 10.05 不包括甜玉米(第七章)。

子目注释:

所称“硬粒小麦”,是指硬粒小麦属的小麦及以该属具有相同染色体数目(28)的小麦种间杂交所得的小麦。

Notes:

1. (a) The products specified in the headings of this Chapter are to be classified in those headings only if grains are present, whether on the ear or on the stalk.

(b) The Chapter does not cover grains which have been hulled or otherwise worked. However, rice, husked, milled, polished, parboiled or broken remains classified in heading No. 10.06

2. Heading No. 10.05 does not cover sweet corn (Chapter 7).

Subheading Note:

The term “durum wheat” means wheat of the *Triticum durum* species, the hybrids derived from the inter-specific crossing of *Triticum durum* and other species of wheat which have the same number (28) of chromosomes as that species.

税则号列	货 品 名 称	最惠 (%)	普通	增值 税率	出口 退税	计量 单位	监管 条件	Article Description	则号列
10.01	小麦及混合麦:							Wheat and maslin:	
	-硬粒小麦:							-Durum wheat:	
1001.1100	--种用		180	13		千克		--Seed	6.2090
1001.1100 01	种用硬粒小麦(配额内)	1	180	13		千克	4xABty	Durum wheat, seed(in-quota)	6.2090 01
1001.1100 90	种用硬粒小麦(配额外)	65	180	13		千克	4xABy	Durum wheat, seed(out-quota)	6.2090 90
1001.1900	--其他		180	13		千克		--Other	
1001.1900 01	其他硬粒小麦(配额内)	1	180	13		千克	4xABty	Other durum wheat(in-quota)	
1001.1900 90	其他硬粒小麦(配额外)	65	180	13		千克	4xABy	Other durum wheat(out-quota)	6.3010
	-其他:							-Other:	6.3010 01
1001.9100	---种用		180	13		千克		---Seed	
1001.9100 01	其他种用小麦及混合麦(配额内)	1	180	13		千克	4xABty	Other wheat, seed and maslin(in-quota)	6.3010 90
1001.9100 90	其他种用小麦及混合麦(配额外)	65	180	13		千克	4xABy	Other wheat, seed and maslin(out-quota)	
1001.9900	---其他			13		千克		---Other	
1001.9900 01	其他小麦及混合麦(配额内)	1	180	13		千克	4xABty	Other wheat and maslin (in-quota)	06.3090
1001.9900 90	其他小麦及混合麦(配额外)	65	180	13		千克	4xABy	Other wheat and maslin (out-quota)	06.3090 01
10.02	黑麦:							Rye:	
1002.1000	--种用	0	0	13		千克	AB	--Seed	06.3090 90
1002.9000	--其他	3	8	13		千克	AB	---Other	
10.03	大麦:							Barley:	
1003.1000	---种用	0	160	13		千克	AB	---Seed	06.4010
1003.9000	---其他	3	160	13		千克	AB	---Other	06.4010 01
10.04	燕麦:							Oats:	
1004.1000	---种用	0	0	13		千克	AB	---Seed	06.4010 90
1004.9000	---其他	2	8	13		千克	AB	---Other	
10.05	玉米:							Maize (corn):	
1005.1000	-种用		180	13		千克		-Seed	006.4090
1005.1000 01	种用玉米(配额内)	1	180	13		千克	4xAByt	Maize (corn) seed (in-quota)	006.4090 01
1005.1000 90	种用玉米(配额外)	20	180	13		千克	4xABy	Maize (corn) seed (out-quota)	006.4090 90
1005.9000	-其他			13		千克		-Other	0.07
1005.9000 01	其他玉米(配额内)	1	180	13		千克	4xAByt	Other maize (corn) (in-quota)	007.1000
1005.9000 90	其他玉米(配额外)	65	180	13		千克	4xABy	Other maize (corn) (out-quota)	007.9000
10.06	稻谷、大米:							Rice:	0.08
	-稻谷:							-Rice in husk (paddy or rough):	
	---种用:							---Seed:	008.1000
1006.1011	----籼米		180	13		千克		----Long grain	1008.2100
1006.1011 01	种用籼米稻谷(配额内)	1	180	13		千克	4xAByt	Rice in husk (paddy or rough), shien rice (long grained nonglutinous rice), seed (in-quota)	1008.2900
1006.1011 90	种用籼米稻谷(配额外)	65	180	13		千克	4xABy	Rice in husk (paddy or rough), shien rice (long grained nonglutinous rice), seed (out-quota)	1008.3000
1006.1019	----其他		180	13		千克		----Other	1008.4010

1019 01 其他  
1019 90 其他  
1091  
1091 01 其他  
1091 90 其他  
1099  
1099 01 其他  
1099 90 其他  
2010  
2010 01 粗  
2010 90 粗  
2090  
2090 01 其  
2090 90 其  
3010  
3010 01 其  
3010 90 其  
3090  
3090 01 其  
3090 90 其  
4010  
4010 01 其  
4010 90 其  
4090  
4090 01 其  
4090 90 其  
0.07  
007.1000  
007.9000  
0.08  
008.1000  
1008.2100  
1008.2900  
1008.3000  
1008.4010



税率号列	货品名称	最惠国	协定税率											特惠税率				
			东盟15	亚太5	智利	巴基斯坦	新加坡	新西兰	秘鲁	哥达	香港	澳门	台湾	亚太2	缅甸	老挝	柬埔寨	35国
09102000	番红花	2	0		0	0		0	0	0	0						0	0
09103000	姜黄	15	0	7.5	0	7.5	0	0	7.5	3	0						0	0
09109100	混合调味香料	15	0	7.5	0	7.5	0	0	7.5	3	0	0					0	0
09109900	其他调味香料	15	0		0	12	0	0	7.5	3	0						0	0
10011100	种用硬粒小麦	65	20															
10011900	其他硬粒小麦	65	20															
10019100	种用其他小麦及混合麦	65	20															
10019900	其他小麦及混合麦	65	20															
10029000	其他黑麦	3	0		0	0		0	0	0							0	0
10039000	其他大麦	3	0	0	0	0		0	0	0							0	0
10049000	其他燕麦	2	0		0	0		0	0	0							0	0
10061019	种用稻谷	65	20															
10061091	其他灿米稻谷	65	20															
10062090	其他糙米	65	20															
10063090	其他精米	65	20															
10064010	籼米碎米	65	20															
10064090	其他碎米	65	20															
10079000	其他高粱	2	0		0	0		0	0	0							0	
10081000	荞麦	2	0		0	0		0	0	0							0	0
10082100	种用谷子	2	0		0	0		0	0	0						0	0	0
10082900	其他谷子	2	0		0	0		0	0	0						0	0	0
10083000	加那利草子	2	0		0	0		0	0	0						0	0	0
10084090	其他直长马唐	3	0		0	0		0	0	0						0	0	0
10085090	其他昆诺阿藜	3	0		0	0		0	0	0						0	0	0
10086090	其他黑小麦	3	0		0	0		0	0	0						0	0	0
10089090	其他谷物	3	0		0	0		0	0	0						0	0	0
11029019	其他大米细粉	40	20															
11029090	其他谷物细粉	5	0		0	0		0	0	0						0	0	0
11031910	燕麦粗粒及粗粉	5	0		0	0		0	0	0						0	0	0
11031990	其他谷物粗粒及粗粉	5	0		0	0		0	0	0						0	0	0
11032090	其他谷物团粒	20	0		0		0	0	10	4						0		
11041200	滚压或制片的燕麦	20	0		2		0	0	10	4						0		
11041910	滚压或制片的大麦	20	0		0		0	0	10	4						0		
11041990	滚压或制片的其他谷物	20	0		0		0	0	10	4						0		
11042200	经其他加工的燕麦	20	0		2		0	0	10	4						0		
11042910	经其他加工的大麦	65	0		0		0	0	32.5	13						0		
11042990	经其他加工的其他谷物	20	0		0		0	0	10	4						0		
11043000	整粒或经加工的谷物胚芽	20	0		0		0	0	10	4						0		
11051000	马铃薯细粉、粗粉及粉末	15	0		0	12	0	0	0	3						0		
11052000	马铃薯粉片、颗粒及团粒	15	0		1.5	12	0	0	7.5	3						0		
11061000	干豆细粉、粗粉及粉末	10	0		0		0	0	0	0						0	0	0
11062000	用品目0714的西谷茎髓、植物根茎、块茎制成的细粉、粗粉、粉末	20	0		0		0	0	0	4				0	0	0	0	0
11063000	水果及坚果的细粉、粗粉及粉末	20	0	10	2	10	0	0	10	4						0		
11071000	未焙制麦芽	10	0		1	5	0	0	5	0						0		
11072000	已焙制麦芽	10	0		1	5	0	0	5	0						0		
11081100	小麦淀粉	20	0		0		0	0	10	4						0		

# 中华人民共和国 海关进出口税则

十位编码·监管条件·申报目录·出口退税·政策法规·海关代征税一览表

2015年中英文对照版 附光盘

中华人民共和国海关进出口税则 编委会 编

---

## **Customs Import and Export Tariff of the People's Republic of China**

---

Decade Coding of HS, Customs Control Conditions, Declare Contents, Export Drawback, Regulations Detailed Customs Duties Levied on Commission Basis

---

Compiled by the Editorial Department of the Customs  
Import and Export Tariff of the People's Republic of China

---

经济日报出版社  
Economic Daily Press



第十章  
谷物Chapter 10  
Cereals

## 注释:

一、(一)本章各税目所列产品必须带有谷粒,不论是否成穗或带秆。

(二)本章不包括已去壳或经其他加工的谷物。但去壳、碾磨、磨光、上光、半熟或破碎的稻米仍应归入税目 10.06。

二、税目 10.05 不包括甜玉米(第七章)。

## 子目注释:

所称“硬粒小麦”,是指硬粒小麦属的小麦及以该属具有相同染色体数目(28)的小麦种间杂交所得的小麦。

## Notes:

1. (a) The products specified in the headings of this Chapter are to be classified in those headings only if grains are present, whether or not in the ear or on the stalk.

(b) The Chapter does not cover grains which have been hulled or otherwise worked. However, rice, husked, milled, polished, glazed, parboiled or broken remains classified in heading No. 10.06

2. Heading No. 10.05 does not cover sweet corn (Chapter 7).

## Subheading Note:

The term “durum wheat” means wheat of the *Triticum durum* species and the hybrids derived from the inter-specific crossing of *Triticum durum* which have the same number (28) of chromosomes as that species.

税则号列	货品名称	最惠 (%)	普通	增值 税率	出口 退税	计量 单位	监管 条件	Article Description
<b>10.01</b>	<b>小麦及混合麦:</b>							<b>Wheat and maslin:</b>
	-硬粒小麦:							-Durum wheat:
1001.1100	--种用		180	13		千克		--Seed
1001.1100 01	种用硬粒小麦(配额内)	1	180	13		千克	4xABty	Durum wheat, seed (in-quota)
1001.1100 90	种用硬粒小麦(配额外)	65	180	13		千克	4xABy	Durum wheat, seed (out-quota)
1001.1900	--其他		180	13		千克		--Other
1001.1900 01	其他硬粒小麦(配额内)	1	180	13		千克	4xABty	Other durum wheat (in-quota)
1001.1900 90	其他硬粒小麦(配额外)	65	180	13		千克	4xABy	Other durum wheat (out-quota)
	-其他:							-Other:
1001.9100	---种用		180	13		千克		---Seed
1001.9100 01	其他种用小麦及混合麦(配额内)	1	180	13		千克	4xABty	Other wheat, seed and maslin (in-quota)
1001.9100 90	其他种用小麦及混合麦(配额外)	65	180	13		千克	4xABy	Other wheat, seed and maslin (out-quota)
1001.9900	---其他			13		千克		---Other
1001.9900 01	其他小麦及混合麦(配额内)	1	180	13		千克	4xABty	Other wheat and maslin (in-quota)
1001.9900 90	其他小麦及混合麦(配额外)	65	180	13		千克	4xABy	Other wheat and maslin (out-quota)
<b>10.02</b>	<b>黑麦:</b>							<b>Rye:</b>
1002.1000	---种用	0	0	13		千克	AB	---Seed
1002.9000	---其他	3	8	13		千克	AB	---Other
<b>10.03</b>	<b>大麦:</b>							<b>Barley:</b>
1003.1000	---种用	0	160	13		千克	AB	---Seed
1003.9000	---其他	3	160	13		千克	AB	---Other
<b>10.04</b>	<b>燕麦:</b>							<b>Oats:</b>
1004.1000	---种用	0	0	13		千克	AB	---Seed
1004.9000	---其他	2	8	13		千克	AB	---Other
<b>10.05</b>	<b>玉米:</b>							<b>Maize (corn):</b>
1005.1000	-种用		180	13		千克		-Seed
1005.1000 01	种用玉米(配额内)	1	180	13		千克	4xABty	Maize (corn) seed (in-quota)
1005.1000 90	种用玉米(配额外)	20	180	13		千克	4xABy	Maize (corn) seed (out-quota)
1005.9000	-其他			13		千克		-Other
1005.9000 01	其他玉米(配额内)	1	180	13		千克	4xABty	Other maize (corn) (in-quota)
1005.9000 90	其他玉米(配额外)	65	180	13		千克	4xABy	Other maize (corn) (out-quota)
<b>10.06</b>	<b>稻谷、大米:</b>							<b>Rice:</b>
	-稻谷:							-Rice in husk (paddy or rough):
	---种用:							---Seed:
1006.1011	----籼米		180	13		千克		----Long grain
1006.1011 01	种用籼米稻谷(配额内)	1	180	13		千克	4xABty	Rice in husk (paddy or rough), shien rice (long-grained nonglutinous rice), seed (in-quota)
1006.1011 90	种用籼米稻谷(配额外)	65	180	13		千克	4xABy	Rice in husk (paddy or rough), shien rice (long-grained nonglutinous rice), seed (out-quota)
1006.1019	----其他		180	13		千克		----Other

税则号列	货品名称	最惠国	协定税率											特惠税率							
			东盟统一	亚太5国	智利	巴基斯坦	新加坡	新西兰	秘鲁	哥达	香港	澳门	台湾	瑞士	冰岛	亚太2国	老挝	柬埔寨	缅甸	LDC1	LDC2
09023090	每件净重≤3kg的其他发酵、半发酵红茶	15	0	7.5	0	7.5	0	0	6	0	0	0	0	12	0				0	0	0
09024010	每件净重>3kg的乌龙茶	15	0	7.5	0	7.5	0	0	6	0	0	0	0	12	0		0	0	0	0	0
09024020	每件净重>3kg的普洱茶	15	0	7.5	0	7.5	0	0	6	0	0	0	0	12	0		0	0	0	0	0
09024090	每件净重>3kg的其他红茶(已发酵)及半发酵茶	15	0	7.5	0	7.5	0	0	6	0	0	0	0	12	0		0	0	0	0	0
09030000	马黛茶	10	0		0	5	0	0	0	0			6	0					0	0	0
09041100	未磨胡椒	20	20		0			0	8	0			16	0					0	0	
09041200	已磨胡椒	20	20	10	0	10		0	8	0	0		16	0					0	0	
09042100	未磨干辣椒	20	0	10	0	10	0	0	0	0	0		16	0					0	0	
09042200	已磨辣椒	20	0	10	0	10	0	0	0	0	0		16	0					0	0	
09051000	未磨香子兰豆	15	0		0	12	0	0	6	0			12	0					0	0	0
09052000	已磨香子兰豆	15	0		0	12	0	0	6	0			12	0					0	0	0
09061100	未磨锡兰肉桂	5	0		0	0		0	0	0			0	0					0	0	0
09061900	其他未磨的肉桂及肉桂花	5	0		0	0		0	0	0			0	0					0	0	0
09062000	已磨肉桂及肉桂花	15	0		0	12	0	0	6	0	0		12	0					0	0	
09071000	未磨丁香	3	0		0	0		0	0	0			0	0			0		0	0	0
09072000	已磨丁香	3	0		0	0		0	0	0			0	0			0		0	0	0
09081100	未磨肉豆蔻	8	0		0	5		0	0	0			4.8	0		0	0		0	0	0
09081200	已磨肉豆蔻	8	0		0	5		0	0	0			4.8	0		0	0		0	0	0
09082100	未磨肉豆蔻衣	8	0		0	5		0	0	0			4.8	0		0	0		0	0	0
09082200	已磨肉豆蔻衣	8	0		0	5		0	0	0			4.8	0		0	0		0	0	0
09083100	未磨豆蔻	3	0		0	0		0	0	0			0	0		0	0		0	0	0
09083200	已磨豆蔻	3	0		0	0		0	0	0			0	0		0	0		0	0	0
09092100	未磨芫荽子	15	0		0	12	0	0	6	0			12	0					0	0	
09092200	已磨芫荽子	15	0		0	12	0	0	6	0			12	0					0	0	
09093100	未磨枯茗子	15	0	7.5	0	7.5	0	0	6	0			12	0					0	0	
09093200	已磨枯茗子	15	0	7.5	0	7.5	0	0	6	0			12	0					0	0	
09096110	未磨八角茴香	20	0		0		0	0	8	0			16	0					0	0	
09096190	未磨其他茴香	15	0		0	12	0	0	6	0			12	0					0	0	
09096210	已磨八角茴香	20	0		0		0	0	8	0			16	0					0	0	
09096290	已磨其他茴香	15	0		0	12	0	0	6	0			12	0					0	0	
09101100	未磨姜	15	0	7.5	0	7.5	0	0	6	0			12	0		0	0		0	0	0
09101200	已磨姜	15	0	7.5	0	7.5	0	0	6	0			12	0		0	0		0	0	0
09102000	番红花	2	0		0	0		0	0	0			0	0					0	0	0
09103000	姜黄	15	0	7.5	0	7.5	0	0	6	0	0		12	0		0			0	0	0
09109100	混合调味香料	15	0	7.5	0	7.5	0	0	6	0	0	0	12	0					0	0	0
09109900	其他调味香料	15	0		0	12	0	0	6	0	0		12	0					0	0	0
10011100	种用硬粒小麦	65	20																		
10011900	其他硬粒小麦	65	20																		
10019100	种用其他小麦及混合麦	65	20																		
10019900	其他小麦及混合麦	65	20																		
10021000	种用黑麦	0																	0	0	0
10029000	其他黑麦	3	0		0	0		0	0	0			0	0					0	0	0
10031000	种用大麦	0																	0	0	0
10039000	其他大麦	3	0	0	0	0		0	0	0			0	0					0	0	0
10041000	种用燕麦	0																	0	0	0
10049000	其他燕麦	2	0		0	0		0	0	0			0	0					0	0	0
10051000	种用玉米	20	20																		
10059000	其他玉米	65	50																		
10061011	种用籼米稻谷	65	50																		
10061019	种用稻谷	65	20																		
10061091	其他籼米稻谷	65	50																		
10061099	其他稻谷	65	20																		
10062010	籼型糙米	65	50																		
10062090	其他糙米	65	20																		
10063010	籼型精米	65	50																		
10063090	其他精米	65	20																		
10064010	籼米碎米	65	20																		
10064090	其他碎米	65	20																		
10071000	种用高粱	0																	0	0	0
10079000	其他高粱	2	0		0	0		0	0	0			0	0					0	0	



# 中华人民共和国 海关进出口税则

十位编码·监管条件·申报目录·出口退税·政策法规·海关代征税一览表

2016年中英文对照版 附光盘

中华人民共和国海关进出口税则 编委会 编

---

## **Customs Import and Export Tariff of the People's Republic of China**

---

Decade Coding of HS, Customs Control Conditions, Declare Contents, Export  
Drawback, Regulations Detailed Customs Duties Levied on Commission Basis

---

Compiled by the Editorial Department of the Customs  
Import and Export Tariff of the People's Republic of China

---

经济日报出版社  
Economic Daily Press



第十章  
谷物Chapter 10  
Cereals

## 注释:

一、(一)本章各税目所列产品必须带有谷粒,不论是否成穗或带秆。

(二)本章不包括已去壳或经其他加工的谷物。但去壳、碾磨、磨光、上光、半熟或破碎的稻米仍应归入税目 10.06。

二、税目 10.05 不包括甜玉米(第七章)。

## 子目注释:

所称“硬粒小麦”,是指硬粒小麦属的小麦及以该属具有相同染色体数目(28)的小麦种间杂交所得的小麦。

## Notes:

1. (a) The products specified in the headings of this Chapter are to be classified in those headings only if grains are present, whether or not in the ear or on the stalk.

(b) The Chapter does not cover grains which have been hulled or otherwise worked. However, rice, husked, milled, polished, glazed, parboiled or broken remains classified in heading No. 10.06

2. Heading No. 10.05 does not cover sweet corn (Chapter 7).

## Subheading Note:

The term “durum wheat” means wheat of the *Triticum durum* species and the hybrids derived from the inter-specific crossing of *Triticum durum* which have the same number (28) of chromosomes as that species.

税则号列	货 品 名 称	最惠 (%)	普通	增值 税率	出口 退税	计量 单位	监管 条件	Article Description
10.01	小麦及混合麦:							<b>Wheat and maslin:</b>
	-硬粒小麦:							-Durum wheat:
1001.1100	--种用		180	13		千克		--Seed
1001.1100 01	种用硬粒小麦(配额内)	1	180	13		千克	4xABty	Durum wheat, seed (in-quota)
1001.1100 90	种用硬粒小麦(配额外)	65	180	13		千克	4xABy	Durum wheat, seed (out-quota)
1001.1900	--其他		180	13		千克		--Other
1001.1900 01	其他硬粒小麦(配额内)	1	180	13		千克	4xABty	Other durum wheat (in-quota)
1001.1900 90	其他硬粒小麦(配额外)	65	180	13		千克	4xABy	Other durum wheat (out-quota)
	-其他:							-Other:
1001.9100	--种用		180	13		千克		--Seed
1001.9100 01	其他种用小麦及混合麦(配额内)	1	180	13		千克	4xABty	Other wheat, seed and maslin (in-quota)
1001.9100 90	其他种用小麦及混合麦(配额外)	65	180	13		千克	4xABy	Other wheat, seed and maslin (out-quota)
1001.9900	--其他			13		千克		--Other
1001.9900 01	其他小麦及混合麦(配额内)	1	180	13		千克	4xABty	Other wheat and maslin (in-quota)
1001.9900 90	其他小麦及混合麦(配额外)	65	180	13		千克	4xABy	Other wheat and maslin (out-quota)
10.02	黑麦:							<b>Rye:</b>
1002.1000	-种用	0	0	13		千克	AB	-Seed
1002.9000	-其他	3	8	13		千克	AB	-Other
10.03	大麦:							<b>Barley:</b>
1003.1000	-种用	0	160	13		千克	AB7	-Seed
1003.9000	-其他	3	160	13		千克	AB7	-Other
10.04	燕麦:							<b>Oats:</b>
1004.1000	-种用	0	0	13		千克	AB	-Seed
1004.9000	-其他	2	8	13		千克	AB	-Other
10.05	玉米:							<b>Maize (corn):</b>
1005.1000	-种用		180	13		千克		-Seed
1005.1000 01	种用玉米(配额内)	1	180	13		千克	4xAByt	Maize (corn) seed (in-quota)
1005.1000 90	种用玉米(配额外)	20	180	13		千克	4xABy	Maize (corn) seed (out-quota)
1005.9000	-其他			13		千克		-Other
1005.9000 01	其他玉米(配额内)	1	180	13		千克	4xAByt	Other maize (corn) (in-quota)
1005.9000 90	其他玉米(配额外)	65	180	13		千克	4xABy	Other maize (corn) (out-quota)
10.06	稻谷、大米:							<b>Rice:</b>
	-稻谷:							-Rice in husk (paddy or rough):
	--种用:							---Seed:
1006.1011	----籼米		180	13		千克		----Long grain
1006.1011 01	种用籼米稻谷(配额内)	1	180	13		千克	4xAByt	Rice in husk (paddy or rough), shien rice ( <i>long-grained nonglutinous rice</i> ), seed (in-quota)
1006.1011 90	种用籼米稻谷(配额外)	65	180	13		千克	4xABy	Rice in husk (paddy or rough), shien rice ( <i>long-grained nonglutinous rice</i> ), seed (out-quota)
1006.1019	----其他		180	13		千克		----Other





# 中华人民共和国 海关进出口税则

十位编码·监管条件·申报目录·出口退税·政策法规·海关代征税一览表

2017年中英文对照版 附光盘

中华人民共和国海关进出口税则 编委会 编

---

## **Customs Import and Export Tariff of the People's Republic of China**

---

Decade Coding of HS, Customs Control Conditions, Declare Contents, Export  
Drawback, Regulations Detailed Customs Duties Levied on Commission Basis

---

Compiled by the Editorial Department of the Customs  
Import and Export Tariff of the People's Republic of China

---

经济日报出版社  
Economic Daily Press

第十章  
谷 物

Chapter 10  
Cereals

注释:

- 一、(一)本章各税目所列产品必须带有谷粒,不论是否成穗或带秆。  
(二)本章不包括已去壳或经其他加工的谷物。但去壳、碾磨、磨光、上光、半熟或破碎的稻米仍应归入税目 10.06。  
二、税目 10.05 不包括甜玉米(第七章)。

子目注释:

所称“硬粒小麦”,是指硬粒小麦属的小麦及以该属具有相同染色体数目(28)的小麦种间杂交所得的小麦。

Notes:

1. (a) The products specified in the headings of this Chapter are to be classified in those headings only if grains are present, whether or not in the ear or on the stalk.  
(b) The Chapter does not cover grains which have been hulled or otherwise worked. However, rice, husked, milled, polished, glazed, parboiled or broken remains classified in heading No. 10.06  
2. Heading No. 10.05 does not cover sweet corn (Chapter 7).

Subheading Note:

The term “durum wheat” means wheat of the *Triticum durum* species and the hybrids derived from the inter-specific crossing of *Triticum durum* which have the same number (28) of chromosomes as that species.

税则号列	货 品 名 称	最惠 (%)	普通	增值 税率	出口 退税	计量 单位	监管 条件	Article Description
10.01	小麦及混合麦:							<b>Wheat and maslin:</b>
	-硬粒小麦:							-Durum wheat:
1001.1100	--种用		180	13		千克		--Seed
1001.1100 01	种用硬粒小麦(配额内)	1	180	13		千克	4xABty	Durum wheat, seed (in-quota)
1001.1100 90	种用硬粒小麦(配额外)	65	180	13		千克	4xABy	Durum wheat, seed (out-quota)
1001.1900	--其他		180	13		千克		--Other
1001.1900 01	其他硬粒小麦(配额内)	1	180	13		千克	4xABty	Other durum wheat (in-quota)
1001.1900 90	其他硬粒小麦(配额外)	65	180	13		千克	4xABy	Other durum wheat (out-quota)
	-其他:							-Other:
1001.9100	--种用		180	13		千克		--Seed
1001.9100 01	其他种用小麦及混合麦(配额内)	1	180	13		千克	4xABty	Other wheat, seed and maslin (in-quota)
1001.9100 90	其他种用小麦及混合麦(配额外)	65	180	13		千克	4xABy	Other wheat, seed and maslin (out-quota)
1001.9900	--其他			13		千克		--Other
1001.9900 01	其他小麦及混合麦(配额内)	1	180	13		千克	4xABty	Other wheat and maslin (in-quota)
1001.9900 90	其他小麦及混合麦(配额外)	65	180	13		千克	4xABy	Other wheat and maslin (out-quota)
10.02	黑麦:							<b>Rye:</b>
1002.1000	-种用	0	0	13		千克	AB	-Seed
1002.9000	-其他	3	8	13		千克	AB	-Other
10.03	大麦:							<b>Barley:</b>
1003.1000	-种用	0	160	13		千克	AB7	-Seed
1003.9000	-其他	3	160	13		千克	AB7	-Other
10.04	燕麦:							<b>Oats:</b>
1004.1000	-种用	0	0	13		千克	AB	-Seed
1004.9000	-其他	2	8	13		千克	AB	-Other
10.05	玉米:							<b>Maize (corn):</b>
1005.1000	-种用		180	13		千克		-Seed
1005.1000 01	种用玉米(配额内)	1	180	13		千克	4xABty	Maize (corn) seed (in-quota)
1005.1000 90	种用玉米(配额外)	20	180	13		千克	4xABy	Maize (corn) seed (out-quota)
1005.9000	-其他			13		千克		-Other
1005.9000 01	其他玉米(配额内)	1	180	13		千克	4xABty	Other maize (corn) (in-quota)
1005.9000 90	其他玉米(配额外)	65	180	13		千克	4xABy	Other maize (corn) (out-quota)
10.06	稻谷、大米:							<b>Rice:</b>
	-稻谷:							-Rice in husk (paddy or rough):



税则号列	货品名称	协定税率											特惠税率										
		澳大利亚	韩国	冰岛	秘鲁	哥达	瑞士	新西兰	香港	澳门	台湾	东盟	亚太5国	巴基斯坦	新加坡	智利	老挝	柬埔寨	缅甸	亚太2国	LDC1	LDC2	LDC3
09022010	每件净重>3kg的花茶	6	10.5	0	3	0	9	0	0	0	0	7.5	7.5	0	0					0	0		
09022090	每件净重>3kg的其他绿茶	6	10.5	0	3	0	9	0	0	0	0	7.5	7.5	0	0					0	0	0	
09023010	每件净重≤3kg的乌龙茶	6	10.5	0	3	0	9	0	0	0	0	7.5	7.5	0	0					0	0		
09023020	每件净重≤3kg的普洱茶	6	10.5	0	3	0	9	0	0	0	0	7.5	7.5	0	0					0	0		
09023090	每件净重≤3kg的其他发酵、半发酵红茶	6	10.5	0	3	0	9	0	0	0	0	7.5	7.5	0	0					0	0	0	
09024010	每件净重>3kg的乌龙茶	6	10.5	0	3	0	9	0	0	0	0	7.5	7.5	0	0	0	0	0		0	0	0	
09024020	每件净重>3kg的普洱茶	6	10.5	0	3	0	9	0	0	0	0	7.5	7.5	0	0	0	0	0		0	0	0	
09024090	每件净重>3kg的其他红茶(已发酵)及半发酵茶	6	10.5	0	3	0	9	0	0	0	0	7.5	7.5	0	0	0	0	0		0	0	0	
09030000	马黛茶	4	7	0	0	0	2	0			0		5	0	0					0	0	0	
09041100	未磨胡椒	8	16	0	4	0	12	0							0					0	0		
09041200	已磨胡椒	8	16	0	4	0	12	0	0	0		10	10		0					0	0		
09042100	未磨干辣椒	8	16	0	0	0	12	0	0	0		10	10	0	0					0	0		
09042200	已磨辣椒	8	16	0	0	0	12	0	0	0		10	10	0	0					0	0		
09051000	未磨香子兰豆	6	10.5	0	3	0	9	0			0		12	0	0					0	0	0	
09052000	已磨香子兰豆	6	10.5	0	3	0	9	0			0		12	0	0					0	0	0	
09061100	未磨锡兰肉桂	0	0	0	0	0	0	0			0		0		0					0	0	0	
09061900	其他未磨的肉桂及肉桂花	0	0	0	0	0	0	0			0		0		0					0	0	0	
09062000	已磨肉桂及肉桂花	6	10.5	0	3	0	9	0	0	0			12	0	0					0	0		
09071000	未磨丁香	0	0	0	0	0	0	0			0		0		0		0			0	0	0	
09072000	已磨丁香	0	0	0	0	0	0	0			0		0		0		0			0	0	0	
09081100	未磨肉豆蔻	3.2	3.2	0	0	0	1.6	0			0		5		0	0	0			0	0	0	
09081200	已磨肉豆蔻	3.2	3.2	0	0	0	1.6	0			0		5		0	0	0			0	0	0	
09082100	未磨肉豆蔻衣	3.2	3.2	0	0	0	1.6	0			0		5		0	0	0			0	0	0	
09082200	已磨肉豆蔻衣	3.2	3.2	0	0	0	1.6	0			0		5		0	0	0			0	0	0	
09083100	未磨豆蔻	0	0	0	0	0	0	0			0		0		0	0	0			0	0	0	
09083200	已磨豆蔻	0	0	0	0	0	0	0			0		0		0	0	0			0	0	0	
09092100	未磨芫荽子	6	10.5	0	3	0	9	0			0		12	0	0					0	0		
09092200	已磨芫荽子	6	10.5	0	3	0	9	0			0		12	0	0					0	0		
09093100	未磨桔苳子	6	10.5	0	3	0	9	0			0	7.5	7.5	0	0					0	0		
09093200	已磨桔苳子	6	10.5	0	3	0	9	0			0	7.5	7.5	0	0					0	0		
09096110	未磨八角茴香	8	16	0	4	0	12	0			0			0	0					0	0		
09096190	未磨其他茴香	6	10.5	0	3	0	9	0			0		12	0	0					0	0		
09096210	已磨八角茴香	8	16	0	4	0	12	0			0			0	0					0	0		
09096290	已磨其他茴香	6	10.5	0	3	0	9	0			0		12	0	0					0	0		
09101100	未磨姜	6	10.5	0	3	0	9	0			0	7.5	7.5	0	0	0	0			0	0	0	
09101200	已磨姜	6	10.5	0	3	0	9	0			0	7.5	7.5	0	0	0	0			0	0	0	
09102000	番红花	0	0	0	0	0	0	0			0		0		0					0	0	0	
09103000	姜黄	6	10.5	0	3	0	9	0	0	0		7.5	7.5	0	0		0			0	0	0	
09109100	混合调味香料	6	10.5	0	3	0	9	0	0	0		7.5	7.5	0	0					0	0	0	
09109900	其他调味香料	6	10.5	0	3	0	9	0	0	0		7.5	7.5	0	0					0	0	0	
10011100	种用硬粒小麦																						
10011900	其他硬粒小麦																						
10019100	种用其他小麦及混合麦																						
10019900	其他小麦及混合麦																						
10021000	种用黑麦																				0	0	0
10029000	其他黑麦	0	0	0	0	0	0	0			0		0		0					0	0	0	
10031000	种用大麦																				0	0	0
10039000	其他大麦	0	0	0	0	0	0	0			0	0	0		0					0	0	0	
10041000	种用燕麦																				0	0	0
10049000	其他燕麦	0	0	0	0	0	0	0			0		0		0					0	0	0	
10051000	种用玉米																				0	0	0
10059000	其他玉米																						
10061011	种用籼米稻谷																						
10061019	种用稻谷																						
10061091	其他籼米稻谷																						
10061099	其他稻谷																						
10062010	籼型糙米																						
10062090	其他糙米																						
10063010	籼型精米																						
10063090	其他精米																						
10064010	籼米碎米																						
10064090	其他碎米																						
10071000	种用高粱																				0	0	0
10079000	其他高粱	0	0	0	0	0	0	0			0		0		0					0	0		
10081000	荞麦	0	0	0	0	0	0	0			0		0		0					0	0	0	
10082100	种用谷子	0	0	0	0	0	0	0			0		0		0	0				0	0	0	
10082900	其他谷子	0	0	0	0	0	0	0			0		0		0	0				0	0	0	



[大] [中] [小] [打印]

## 海关总署公告2015年第61号（关于《中华人民共和国政府和澳大利亚政府自由贸易协定》实施相关事宜的公告）

发布时间：2015-12-21

经国务院批准，《中华人民共和国政府和澳大利亚政府自由贸易协定》（以下简称《中澳自贸协定》）将自2015年12月20日起正式实施。依据《中华人民共和国海关（中华人民共和国政府和澳大利亚政府自由贸易协定）项下进出口货物原产地管理办法》（海关总署令第228号），现将有关事项公告如下：

### 一、关于进口货物

（一）自2015年12月20日起，对进口的澳大利亚原产货物（见附件1）实施协定税率。本公告附件1中使用了简化的商品名称，其范围与2015年《中华人民共和国进出口税则》中相应税则号列对应的商品范围一致。

（二）进口货物收货人或者其代理人（以下简称“进口人”）申报进口澳大利亚原产货物并申请享受协定税率时，应当按照海关总署令第228号的规定向海关提交有关单证。

（三）《中澳自贸协定》的优惠贸易协定代码为“18”。进口人应当根据海关总署2008年第52号公告的规定及以下要求填制《中华人民共和国海关进口货物报关单》（以下简称“进口报关单”）：

1. 在进口报关单“随附单证”栏目的“随附单证代码栏”填写“Y”，“随附单证编号栏”填写“<18:需证商品项号>”。例如：《中澳自贸协定》项下进口报关单中第1到第3项和第5项商品由报享受协定税率，则“随附单证编号栏”应填报为：“<18:1-3,5>”。进口报关单“随附单证”栏目所填写的字符，必须使用非中文状态下的半角字符。

2. 进口报关单上的享受协定税率商品的数量不能大于原产地证书上对应商品的数量且进口报关单上商品的成交计量单位应当与原产地证书上对应商品的计量单位一致。

3. 原产地证书所列所有商品应当为同一批次的进口货物。

### 二、关于出口货物

（一）出口货物发货人可以向国家质量监督检验检疫总局所属的各地出入境检验检疫机构、中国国际贸易促进委员会及其地方分会申请领取出口货物原产地证书。

（二）出口货物发货人或者其代理人在填制《中华人民共和国海关出口货物报关单》（以下简称“出口报关单”）时，应根据海关总署2008年第52号公告的规定，在出口报关单“随附单证”栏目的“随附单证代码栏”填写“Y”，在“随附单证编号栏”填写“<18>原产地证书或原产地声明编号”。

（三）同一原产地证书项下的出口货物应当在同一份出口报关单申报。

### 三、关于“在途货物”

《中澳自贸协定》生效之前已经从澳大利亚出口、尚未抵达我国的在途货物，进口人在2016年6月20日前向海关提交补发的原产地证书的，可以申请享受《中澳自贸协定》协定税率。

特此公告。

附件：中国—澳大利亚自由贸易协定2015年协定税率表

\_01.tif

中国—澳大利亚自由贸易协定2015年协定税率表\_02.tif

海关总署  
2015年12月18日

中国-韩国、中国-澳大利亚自由贸易协定2015年协定税率表

序号	税则号列	商品描述①	最惠国税率 (%)	协定税率(%)	
				韩国	澳大利亚
1	01012100	改良种用马	0	0	0
2	01012900	其他马	10	9	8
3	01013010	改良种用驴	0	0	0
4	01013090	其他驴	10	9	8
5	01019000	骡	10	9	8
6	01022100	改良种用家牛	0	0	0
7	01022900	其他家牛	10	9	8
8	01023100	改良种用水牛	0	0	0
9	01023900	其他水牛	10	9	8
10	01029010	改良种用其他牛	0	0	0
11	01029090	其他牛	10	9	8
12	01031000	改良种用猪	0	0	0
13	01039110	重量<10kg的猪	10	9	8
14	01039120	重量在10-50kg的猪, 包括10kg	10	9	8
15	01039200	重量≥50kg的猪	10	9	8
16	01041010	改良种用的绵羊	0	0	0
17	01041090	其他绵羊	10	9	8
18	01042010	改良种用的山羊	0	0	0
19	01042090	其他山羊	10	9	8
20	01051110	重量≤185g的改良种用鸡	0	0	0
21	01051190	重量≤185g的其他鸡	10	9	8
22	01051210	重量≤185g的改良种用火鸡	0	0	0
23	01051290	重量≤185g的其他火鸡	10	9	8



序号	税则号列	商品描述①	最惠国税率 (%)	协定税率(%)	
				韩国	澳大利亚
769	09093100	未磨桔苳子	15	13.5	12
770	09093200	已磨桔苳子	15	13.5	12
771	09096110	未磨八角茴香	20	18.6	16
772	09096190	未磨其他茴香	15	13.5	12
773	09096210	已磨八角茴香	20	18.6	16
774	09096290	已磨其他茴香	15	13.5	12
775	09101100	未磨姜	15	13.5	12
776	09101200	已磨姜	15	13.5	12
777	09102000	番红花	2	0	0
778	09103000	姜黄	15	13.5	12
779	09109100	混合调味香料	15	13.5	12
780	09109900	其他调味香料	15	13.5	12
781	10011100	种用硬粒小麦	65		
782	10011900	其他硬粒小麦	65		
783	10019100	种用其他小麦及混合麦	65		
784	10019900	其他小麦及混合麦	65		
785	10021000	种用黑麦	0	0	0
786	10029000	其他黑麦	3	0	0
787	10031000	种用大麦	0	0	0
788	10039000	其他大麦	3	0	0
789	10041000	种用燕麦	0	0	0
790	10049000	其他燕麦	2	0	0
791	10051000	种用玉米	20		
792	10059000	其他玉米	65		
793	10061011	种用籼米稻谷	65		
794	10061019	种用稻谷	65		
795	10061091	其他籼米稻谷	65		



## 附件六

### 大麦海关进出口数据统计

## 大麦进口统计数据

单位：吨、美元、美元/吨

期间	国别/地区	进口数量	进口金额	平均价格	数量占比	数量变化	价格变化
2014	中国总进口	5,412,956	1,573,684,814	290.73	100.00%	-	-
	澳大利亚	3,877,130	1,119,393,533	288.72	71.63%	-	-
	其他国家(地区)	1,535,826	454,291,281	295.80	28.37%	-	-
2015	中国总进口	10,731,972	2,859,418,277	266.44	100.00%	98.26%	-8.35%
	澳大利亚	4,361,986	1,246,426,440	285.75	40.64%	12.51%	-1.03%
	其他国家(地区)	6,369,986	1,612,991,837	253.22	59.36%	314.76%	-14.39%
2016	中国总进口	5,004,888	1,141,937,817	228.16	100.00%	-53.36%	-14.37%
	澳大利亚	3,251,790	699,961,830	215.25	64.97%	-25.45%	-24.67%
	其他国家(地区)	1,753,098	441,975,987	252.11	35.03%	-72.48%	-0.44%
2017	中国总进口	8,863,484	1,816,257,117	204.91	100.00%	77.10%	-10.19%
	澳大利亚	6,480,412	1,283,441,590	198.05	73.11%	99.29%	-7.99%
	其他国家(地区)	2,383,072	532,815,527	223.58	26.89%	35.93%	-11.32%

注：上述海关进口数据为税则号10031000&100390000的合计或加权平均数据。具体来源见后附材料。

## 大麦出口统计数据

单位：吨、美元、美元/吨

期间	数量	金额	价格
2014	115	111,000	965.22
2015	63	82,399	1,310.21
2016	35	72,263	2,072.00
2017	62	98,076	1,589.20

注：上述海关出口数据为税则号10031000&10039000的合计或加权平均数据。具体来源见后附材料。



日期  
进出口  
产品/HS编码

201501-201512  
进口  
10031000

1

贸易国  
瑞典

金额(USD)  
47

数量(KG)  
0

日期 201601-201612  
进出口 进口  
产品/HS编码 10031000

	贸易国	金额(USD)	数量(KG)
1	美国	4081	493
2	瑞典	36	1

日期 201701-201712  
进出口 进口  
产品/HS编码 10031000

	贸易国	金额(USD)	数量(KG)
1	美国	1937	462
2	加拿大	50	10



日期 201501-201512  
进出口 进口  
产品/HS编码 10039000

	贸易国	金额(1000USD)	数量(T)
1	澳大利亚	1246426.44	4361985.72
2	法国	1096555.83	4423592.49
3	加拿大	305584.74	1042196.73
4	乌克兰	184360.02	819958.44
5	阿根廷	14240.37	44925.56
6	丹麦	11843.58	37877.03
7	蒙古	257.58	873.12
8	美国	149.67	562.51

日期 201601-201612  
进出口 进口  
产品/HS编码 10039000

	贸易国	金额(1000USD)	数量(T)
1	澳大利亚	699961.83	3251790.18
2	加拿大	225086.51	730414.37
3	法国	147041.81	635579.56
4	乌克兰	61946.8	352712.4
5	阿根廷	7179.12	31500
6	丹麦	717.63	2890.72

日期 201701-201712  
进出口 进口  
产品/HS编码 10039000

	贸易国	金额(1000USD)	数量(T)
1	澳大利亚	1283441.59	6480412.46
2	加拿大	331292.46	1358570.64
3	乌克兰	148682.47	790887.68
4	法国	50138.89	222776.18
5	丹麦	2699.72	10836.73

日期 201501-201512  
 进出口 出口  
 产品/HS编码 10039000

日期	金额(USD)	金额同比(%)	金额环比(%)	数量(KG)	数量同比(%)	数量环比(%)
1 201501	3195	0	0	2469	0	0
2 201502	25503	0	698.22	16461	0	566.71
3 201503	3169	0	-87.57	2761	0	-83.23
4 201504	3744	0	18.14	1837	0	-33.47
5 201505	9640	0	157.48	5062	0	175.56
6 201506	10215	0	5.96	22866	0	351.72
7 201507	8037	0	-21.32	2952	0	-87.09
8 201508	1690	0	-78.97	1326	0	-55.08
9 201510	6946	0	0	2765	0	0
10 201511	2896	0	-58.31	1710	0	-38.16
11 201512	7364	0	154.28	2681	0	56.78



日期 201601-201612  
 进出口 出口  
 产品/HS:编码 10039000

日期	金额(USD)	金额同比(%)	金额环比(%)	数量(KG)	数量同比(%)	数量环比(%)
1 201601	12612	294.74	71.27	4669	89.1	74.15
2 201603	18701	490.12	0	7645	176.89	0
3 201604	7146	90.87	-61.79	2583	40.61	-66.21
4 201606	5787	-43.35	0	2298	-89.95	0
5 201607	8105	0.85	40.06	6535	121.38	184.38
6 201608	5124	203.2	-36.78	2365	78.36	-63.81
7 201609	5057	0	-1.31	2522	0	6.64
8 201610	4807	-30.79	-4.94	3536	27.88	40.21
9 201611	3355	15.85	-30.21	1315	-23.1	-62.81
10 201612	1569	-78.69	-53.23	1408	-47.48	7.07

日期 201701-201712  
 进出口 出口  
 产品/HS编码 10039000

日期	金额 (USD)	金额同比 (%)	金额环比 (%)	数量 (KG)	数量同比 (%)	数量环比 (%)	
1	201701	14601	15.77	830.59	11056	136.8	685.23
2	201702	8876	0	-39.21	7594	0	-31.31
3	201703	8534	-54.37	-3.85	6480	-15.24	-14.67
4	201704	3933	-44.96	-53.91	1724	-33.26	-73.4
5	201705	7117	0	80.96	3075	0	78.36
6	201706	1852	-68	-73.98	1453	-36.77	-52.75
7	201707	13458	66.05	626.67	7375	12.85	407.57
8	201708	2379	-53.57	-82.32	3300	39.53	-55.25
9	201709	3841	-24.05	61.45	2499	-0.91	-24.27
10	201710	3579	-25.55	-6.82	1506	-57.41	-39.74
11	201711	11834	252.73	230.65	5624	327.68	273.44
12	201712	18072	1051.82	52.71	10028	612.22	78.31

## 附件七

### 关于我国大麦种植及市场状况的说明

## 非保密概要

本附件为第三方权威机构向申请人代理律师提供的《关于我国大麦种植及市场状况的说明》。鉴于申请人代理律师对该第三方权威机构负有保密义务，未经许可不得对外公开披露该第三方权威机构的名称，对外披露机构名称可能会损害其利益或对其造成不利影响，故申请对该证据材料进行保密处理，报告全文不予对外披露，但提供如下非保密概要：

大麦是一种禾谷类作物，系禾本科、大麦属。大麦以淀粉为主要成分，富含蛋白质、粗纤维、氨基酸等多种营养成分，主要用于酿酒、饲料等生产，也可作为种子，以及直接或通过加工被消费者食用。

我国大麦种植分布广泛，主要分布在长江流域、黄河流域和青藏高原一带，其中 1/3 分布在相对较为发达的农区，2/3 分布在较为落后的农牧结合区，涉及云南、江苏、湖北、四川、甘肃、河南、浙江、安徽、新疆等多个省市和自治区。由于气候条件、地理位置的影响，不同产区大麦的种植和收获季节存在差异。

根据调研和统计，2014 年至 2017 年，国内大麦的相关生产及经营指标如下：

项目	单位	2014 年	2015 年	2016 年	2017 年
全国种植面积	万亩	703.20	669.90	642.90	602.78
全国总产量	万吨	181.20	186.80	175.20	166.11
全国平均亩产	吨/亩	0.258	0.279	0.273	0.276
销售价格	元/公斤	2.14	2.01	1.96	1.90
每亩净利润	元/亩	-180.09	-239.43	-288.96	-301.89

注：（1）大麦全国种植面积和全国总产量数据来源于国家统计局及相关权威机构；

（2）平均亩产 = 全国总产量 / 全国种植面积；

（3）销售价格和每亩净利润为云南、江苏、内蒙古、甘肃、四川以及河南产区的平均数据，这些产区大麦产量占全国总产量的比例在 70% 以上。



附件八：澳大利亚 WTO 补贴通告 G/SCM/N/315/AUS

# 澳大利亚 WTO 补贴通告：G/SCM/N/315/AUS

## 1.1 干旱地区的害虫和杂草管理

1、补贴项目名称：干旱地区的害虫和杂草管理

2、补贴期间：2015-2016 财政年、2016-2017 财政年

3、补贴内容和目的

澳大利亚政府在 2015-16 年至 2018-19 年的四年间提供 2500 万澳元资金。这些资金提供给各种用于管理改善干旱地区害虫和杂草的项目。这笔资金将用于支持减少杂草入侵、减少由于害虫导致的农场被损害的情况。

4、补贴的背景和权限

此补贴项目于 2015 年 5 月 9 日宣布实施。澳洲政府和有关州之间在《联邦金融关系的政府间协定》下签订项目协定，以正式安排相关管理资金。项目协定有效期为 2015 年 7 月 1 日至 2019 年 6 月 30 日。一些州已经决定为他们的项目提供资金，虽然他们不需要这样做。

5、补贴形式

资金由国库支付给各州的财政，然后，各州通过害虫和杂草管理项目向申请者发放资金。获批的申请人用补助金来实施害虫和杂草管理活动。

6、补贴对象和方式

土地所有者必须通过各州的害虫和杂草管理计划申请补助金。补助金只提供给干旱地区的土地所有者。

7、补贴水平

2015-2016 年总开支为 1500 万美元，2016-2017 年度为 400 万美元。

8、持续时间

2015-2016 年至 2018-19 年

9、对贸易影响的数据统计评估

现无统计数据评估贸易影响。

.....

## 1.6 农户家庭津贴

1、补贴项目名称：农户家庭津贴

2、补贴期间：2014-2015 财政年、2015-2016 财政年和 2016-2017 财政年

3、补贴内容和目的

农户家庭津贴是有时间限制的补贴项目（累计最多三年），用于帮助农民和农民的伴侣在困境中应对财务压力。

4、补贴的背景和权限

此补贴项目权利来源于《2014 年家庭支持法案》，它取代了“特殊情形下的救济金”。

5、补贴形式

补贴包括：

累计高达三年的收入支持；

一对一支持；

相关补充活动用于长期改善财务状况的计划和培训；

获取辅助福利，包括医疗卡，租赁援助、医药、电话和边远地区津贴等的渠道。

6、补贴对象和方式

补贴对象是符合要求的农民和农民的伴侣。收入支持每两周向补贴项目受益人指定的银行账户电子转账一次。

7、补贴水平

此项补贴的水平与新创业者计划和青年津贴计划相对应，但是，补贴金额取决于申请人的实际情况，例如单身、有伴侣或有子女等情况。截至 2017 年 12 月，每个申请人每两周接受补贴的最大金额为 584.20 澳元（此情形为年龄在 22 岁以下有子女的单身申请人）。申请人有可能基于其他情况获得低于上述金额的补贴，例如他们的他们的非农收入水平等。

8、持续时间

2014 年 7 月 1 日开始，结束时间未定。

9、对贸易影响的数据统计评估

现无统计数据评估贸易影响。

## 1.7 农场风险管理项目

1、补贴项目名称：农场风险管理项目

2、补贴期间：2015-2016 财政年和 2016-2017 财政年

3、补贴内容和目的

农场风险管理项目允许符合条件的农场企业得到一次性回扣，用于在申请新的保险政策中获得独立和专业建议，来协助管理干旱和其他生产和市场风险。

4、补贴的背景和权限

此补贴项目权利来源于《2015 年农业竞争力白皮书》。

5、补贴形式

农场可获得产生的费用 50% 的一次性折扣，最高可达 2500 澳元。

6、补贴对象和方式

对于在申请新的保险政策中支需要支付独立和专业建议费用的农户，澳大利亚农业和水资源部向符合条件的农场企业提供回扣。

7、补贴水平

在 2015-2016 财政年，政府一共支付了 4 比折扣，总计 9,000 澳元；在 2016-2017 财政年，政府一共支付了 52 比回扣，总计 114,000 澳元。

符合条件的农场企业可以申请支付给合格的服务提供商用于以下一项（或多项）活动的费用的回扣：

保险公司要求的进行保险评估的费用；

记载农场财务数据和生产数据的费用；

为农场提供长期的、整体的保险方案分析的费用。

保险费不符合退税条件。

8、持续时间

开放时间为：2015 年 3 月 29 日开放，预计结束日期为：2019 年 6 月 30 日。

9、对贸易影响的数据统计评估

现无统计数据评估贸易影响。



## 2.1 可持续农村用水和基础设施项目

可持续农村用水和基础设施项目是一项涉及 100 亿澳元的国家计划，其主要用于投资农村用水的管理和效率，包括提升用水知识、市场改革以及为环境购水。它由三个主要部分组成：灌溉基础设施项目（包括下文列出的项目）、水的购买和供给措施。大多数项目基金在墨累 - 达令盆地用于支持“盆地计划”的实施，并减少每年从盆地开采的用于消费用途的水量（城市、工业和农业）。一些项目旨在改善非农灌溉系统的运行，和帮助农业用水的灌溉者提高农场用水的效率。作为回报，这些项目产生的节水量由澳大利亚政府用于环境用途和用于消费用途的灌溉者共享。

### (i) 新南威尔士州的私人灌溉设施运营商项目

1、补贴项目名称：新南威尔士州的私人灌溉设施运营商项目

2、补贴期间：2015-2016 财政年和 2016-2017 财政年

3、补贴内容和目的

这项由澳洲政府主导的拨款计划旨在通过私人灌溉设施运营商的项目升级，使符合条件的设施实现节水，进而保障水权。这些项目提高了农业和非农用水和管理的效率和生产率，有助于实现灌溉社区的可持续发展。

4、补贴的背景和权限

这项由澳洲政府主导的 7.5 亿澳元项目资金来源于可持续农村用水和基础设施项目。该计划是 2008 年 7 月签署的《墨累-达令本地改革的政府间协议》的主要内容。

5、补贴形式

此项目资金由联邦政府与灌溉设施运营商之间的资金协议提供。在政府批准资金之前，需要对所有项目进行全面评估。通过该计划节约的水属于联邦政府，并为“墨累-达令盆地计划”下的新的“可持续转移限制项目”的“缩小差距”做出贡献。根据水权持有人和澳洲政府之间的水转让合同，节约的水资源属于澳洲政府。

6、补贴对象和方式

项目资金通过联邦政府与私人灌溉设施运营商之间的资金协议提供。已经进行了三次公开申请。

7、补贴水平

此项目经过三轮实施，共提供 9.17 亿澳元。通过申请的私人灌溉设施运营商已获得 100 万至 1.7 亿澳元的资金用于节水设施工程。应当指出的是，作为补贴要求的一部分，一部分以水权为形式的节水量属于澳洲政府供环境保护使用。

实际补贴金额

2015-2016 财政年	2016-2017 财政年
百万澳元	百万澳元
59	136

#### 8、持续时间

此项目的第 1 轮申请开放时间：2009 年 6 月 19 日，目前已持续至 2018-2019 财政年。

#### 9、对贸易影响的数据统计评估

现无统计数据评估贸易影响。

### **(ii) 南澳大利亚私人灌溉设施运营商项目**

1、补贴项目名称：南澳大利亚私人灌溉设施运营商项目

2、补贴期间：2015-2016 财政年和 2016-2017 财政年

#### 3、补贴内容和目的

这项由澳洲政府主导的拨款计划旨在通过私人灌溉设施运营商、运输商和个体灌溉人，使符合条件的设施实现节水，进而保障水权。这些项目提高了农业和非农用水和管理的效率和生产率，有助于实现灌溉社区的可持续发展。

#### 4、补贴的背景和权限

这项由澳洲政府主导的 1,440 万澳元项目资金来源于可持续农村用水和基础设施项目。该计划是 2008 年 7 月签署的《墨累-达令本地改革的政府间协议》的主要内容。

#### 5、补贴形式

此项目资金由联邦政府与私人灌溉设施运营商、运输商和个体灌溉人之间的资金协议提供。在政府批准资金之前，需要对所有项目进行全面评估。通过该计划节约的水属于联邦政府，并为“墨累-达令盆地计划”下的新的“可持续转移限制项目”的“缩小差距”做出贡献。根据水权持有人和澳洲政府之间的水转让合同，节约的水资源属于澳洲政府。

#### 6、补贴对象和方式

项目资金通过联邦政府与申请人（私人灌溉设施运营商、运输商或个体灌溉人）之间的资金协议提供。已经进行了两次公开申请

#### 7、补贴水平

此项目经过两轮实施，共提供 1,440 万澳元。通过申请的灌溉申请人平均收到约 50 万澳元的资金用于节水设施工程。应当指出的是，作为补贴要求的一部分，一部分以水权为形式的节水量属于澳洲政府供环境保护使用。

实际补贴金额

2015-2016 财政年	2016-2017 财政年
百万澳元	百万澳元
0.4	0.1

#### 8、持续时间

此项目的第 1 轮申请开放时间：2009 年 12 月，目前已持续至 2016-2017 财政年。

#### 9、对贸易影响的数据统计评估

现无统计数据评估贸易影响。

### **(iii) 昆士兰州健康水源用水和高效计划**

1、补贴项目名称：昆士兰州健康水源用水和高效计划

2、补贴期间：2015-2016 财政年和 2016-2017 财政年

#### 3、补贴内容和目的

这项由洲政府主导的拨款计划旨在通过个体灌溉人，使符合条件的设施实现节水，进而保障水权。这些项目提高了农业和非农用水和管理的效率和生产率，有助于实现灌溉社区的可持续发展。

#### 4、补贴的背景和权限

这项由澳洲政府主导的 1.55 亿澳元项目资金来源于可持续农村用水和基础设施项目。该计划是 2008 年 7 月签署的《墨累-达令本地改革的政府间协议》的主要内容。

#### 5、补贴形式

此项目资金由联邦政府与昆士兰政府之间的资金协议提供。在政府批准资金之前，需要对所有项目进行全面评估。通过该计划节约的水属于联邦政府，并为“墨累-达令盆地计划”下的新的“可持续转移限制项目”的“缩小差距”做出贡献。根据水权持有人和澳洲政府之间的水转让合同，节约的水资源属于澳洲政府。

#### 6、补贴对象和方式

项目资金通过联邦政府与昆士兰政府之间的资金协议提供。在公开申请及其评估后，昆士兰州政府与通过申请的个体灌溉人签订了资助协议。

#### 7、补贴水平

此项目共提供 1.55 亿澳元。截至 2017 年 6 月 30 日，已进行了 12 轮公开申请。应当指出的是，作为补贴要求的一部分，一部分以水权为形式的节水量属于澳洲政府供环境保护使

用。

实际补贴金额

2015-2016 财政年	2016-2017 财政年
百万澳元	百万澳元
18.1	15.4

#### 8、持续时间

此项目的第 1 轮申请开放时间：2010 年 6 月，目前已持续至 2019-2020 财政年。

#### 9、对贸易影响的数据统计评估

现无统计数据评估贸易影响。

#### **(iv) 古尔本-墨累水资源连接项目第二阶段（前称北维多利亚灌溉更新项目第二阶段）**

1、补贴项目名称：古尔本-墨累水资源连接项目第二阶段

2、补贴期间：2015-2016 财政年和 2016-2017 财政年

#### 3、补贴内容和目的

这个由州政府主导的拨款计划提高了古尔本-墨累灌区输水系统和灌溉户的用水效率，每年节约并向联邦政府输送 102 兆升的水。资助协议规定将个体灌溉者与主灌溉系统之间进行连接、重新连接或断开连接到，并将份额内的节水输送给到联邦政府。

该协议确保了澳大利亚最重要的粮食产区之一的生产，并帮助英联邦实现了战略性的水资源回收。

#### 4、补贴的背景和权限

这项由州政府主导的 9.56 亿澳元项目资金来源于可持续农村用水和基础设施项目。该计划是 2008 年 7 月签署的《墨累-达令本地改革的政府间协议》的主要内容。

#### 5、补贴形式

此项目由资金由联邦政府和维多利亚州政府之间的资助协议提供。维多利亚州政府与实施该项目的组织“古尔本-墨累用水组织”签订了资金协议。

通过该计划节约的水属于联邦政府，并为“墨累-达令盆地计划”下的新的“可持续转移限制项目”的“缩小差距”做出贡献。根据水权持有人和澳洲政府之间的水转让合同，节约的水资源属于澳洲政府。

#### 6、补贴对象和方式



按照上述第 5 点。

#### 7、补贴水平

此项目共提供 9.56 亿澳元。

实际补贴金额

2015-2016 财政年	2016-2017 财政年
百万澳元	百万澳元
0	151.9

#### 8、持续时间

开放时间：2011 年 11 月，目前已持续至 2019 年 6 月 30 日。

#### 9、对贸易影响的数据统计评估

现无统计数据评估贸易影响。

### **(v) 维多利亚州农场现代化项目**

1、补贴项目名称：维多利亚州农场现代化项目

2、补贴期间：2015-2016 财政年和 2016-2017 财政年

3、补贴内容和目的

这个由州政府主导的项目对古尔本-墨累灌区的农场灌溉设施进行升级的支持。类型包括漫灌，激光测量，漫灌转滴灌或喷灌，系统自动化和水渠修复。

4、补贴的背景和权限

这项由州政府主导的 1 亿澳元项目资金来源于可持续农村用水和基础设施项目。

5、补贴形式

此项目由资金由联邦政府和维多利亚州政府之间的资助协议提供。维多利亚州政府与实施该项目的组织“古尔本流域管理局”签订了资金协议。古尔本流域管理局负责接受申请并与符合条件的申请人签订资助协议。

通过该计划节约的水属于联邦政府，并为“墨累-达令盆地计划”下的新的“可持续转移限制项目”的“缩小差距”做出贡献。根据水权持有人和澳洲政府之间的水转让合同，节约的水资源属于澳洲政府。

6、补贴对象和方式

按照上述第 5 点。

#### 7、补贴水平

此项目共提供 1 亿澳元。

实际补贴金额

2015-2016 财政年	2016-2017 财政年
百万澳元	百万澳元
10.6	32.9

#### 8、持续时间

开放时间：2013 年 11 月，目前已持续至 2019 年 6 月 30 日。

#### 9、对贸易影响的数据统计评估

现无统计数据评估贸易影响。

### **(vi) 新南威尔士州盆地管道项目**

1、补贴项目名称：新南威尔士州盆地管道项目

2、补贴期间：2015-2016 财政年和 2016-2017 财政年

3、补贴内容和目的

这个由州政府主导的项目旨在为新南威尔士州墨累-达令盆地，用更有效的运水系统替代现有输水设施，以节约水资源。该项目旨在提高农业和非农用水使用和管理的效率和生产率，确保实现灌溉社区的可持续发展。

4、补贴的背景和权限

这项由州政府主导的 1300 万澳元项目资金来源于可持续农村用水和基础设施项目。该计划是 2008 年 7 月签署的《墨累-达令本地改革的政府间协议》的内容之一。

5、补贴形式

此项目由资金由联邦政府和新南威尔士州政府之间的资助协议提供。通过该计划节约的水属于联邦政府，并为“墨累-达令盆地计划”下的新的“可持续转移限制项目”的“缩小差距”做出贡献。根据水权持有人和澳洲政府之间的水转让合同，节约的水资源属于澳洲政府。

6、补贴对象和方式

项目资金通过联邦政府与新南威尔士州之间的资金协议提供。符合条件的申请人可以向新

南威尔士州政府申请资助。

#### 7、补贴水平

此项目共提供 1.37 亿澳元澳元。

实际补贴金额

2015-2016 财政年	2016-2017 财政年
百万澳元	百万澳元
0	0

#### 8、持续时间

开放时间：2012 年 6 月，目前已持续至 2017-2018 财政年。

#### 9、对贸易影响的数据统计评估

现无统计数据评估贸易影响。

.....

### **(viii) 新南威尔士州灌溉农业现代化项目**

1、补贴项目名称：新南威尔士州灌溉农业现代化项目

2、补贴期间：2015-2016 财政年和 2016-2017 财政年

3、补贴内容和目的

这个由州政府主导的项目旨在改善农场的水利设施，使灌溉者采用更有效的水资源管理方法，减少水的损失和提高生产力的能力。项目工程产生的节水将输送给联邦政府用于环保使用。该项目提高了农业用水使用和管理的效率和生产力，确保实现灌溉社区的可持续发展。

4、补贴的背景和权限

这项由州政府主导的 1.199 亿澳元项目资金来源于可持续农村用水和基础设施项目。该计划是 2008 年 7 月签署的《墨累-达令本地改革的政府间协议》的内容之一。

5、补贴形式

此项目由资金由联邦政府和新南威尔士州政府之间的资助协议提供。通过该计划节约的水属于联邦政府，并为“墨累-达令盆地计划”下的新的“可持续转移限制项目”的“缩小差距”做出贡献。根据水权持有人和澳洲政府之间的水转让合同，节约的水资源属于澳洲政府。

## 6、补贴对象和方式

项目资金通过联邦政府与新南威尔士州之间的资金协议提供。符合条件的申请人可以向新南威尔士州政府申请资助。

## 7、补贴水平

此项目共提供 1.199 亿澳元。

实际补贴金额

2015-2016 财政年	2016-2017 财政年
百万澳元	百万澳元
13.4	31.7

## 8、持续时间

开放时间：2012 年，目前已持续至 2018-2019 财政年。

## 9、对贸易影响的数据统计评估

现无统计数据评估贸易影响。

### **(ix) 农场高效灌溉项目**

1、补贴项目名称：农场高效灌溉项目

2、补贴期间：2015-2016 财政年和 2016-2017 财政年

3、补贴内容和目的

这个由联邦政府主导的拨款项目通过地方的输水机构（如行业组织和流域管理局）提供。此计划旨在帮助灌溉户实现农场灌溉设施的现代化，提高用水效率，同时将节水用于环境保护中。类型包括漫灌转滴灌或喷灌，激光分级和系统自动化。

4、补贴的背景和权限

这项由澳洲政府主导的 5.09 亿美元澳元项目资金来源于可持续农村用水和基础设施项目。

5、补贴形式

此项目由资金由联邦政府和地方的输水机构之间的资助协议提供。在政府批准资金之前，需要对所有项目进行全面评估。通过该计划节约的水属于联邦政府，并为“墨累-达令盆地计划”下的新的“可持续转移限制项目”的“缩小差距”做出贡献。根据水权持有人和澳洲政府之间的水转让合同，节约的水资源属于澳洲政府。

6、补贴对象和方式



项目资金通过联邦政府与地方的输水机构之间的资金协议提供。已经进行了 5 次公开申请。

## 7、补贴水平

此项目经过 5 轮实施，共提供 5.09 亿澳元。通过申请的输水机构已获得 100 万至 3,300 万澳元用于节水设施工程。该资金已提供给约 1500 个农场项目。应当指出的是，作为补贴要求的一部分，一部分以水权为形式的节水量属于澳洲政府供环境保护使用。

实际补贴金额

2015-2016 财政年	2016-2017 财政年
百万澳元	百万澳元
62.2	78

## 8、持续时间

此项目的第 1 轮申请开放时间：2010 年，目前已持续至 2018-2019 财政年。

## 9、对贸易影响的数据统计评估

现无统计数据评估贸易影响。

.....

### (i) 联邦农业高效灌溉促进项目

1、补贴项目名称：联邦农业高效灌溉促进项目

2、补贴期间：2015-2016 财政年和 2016-2017 财政年

3、补贴内容和目的

澳大利亚政府制定了此项目以协助墨累-达令盆地的灌溉户提高现代化和农场灌溉设施的效率，并将节约的水资源回收环境中。该项目通过当地的输水机构提供，如行业机构和流域管理局，灌溉机构和灌溉户。

在整个项目是实施之前，需要在一个或多个输水机构作为试点，以测试项目设计。其中第一项是南澳大利亚的试点项目，最高可达 1500 万美元，于 2016 年 9 月开始，将持续三年。

4、补贴的背景和权限

该项目授权于《2007 年水资源法》，由环境水资源专项账户资助。

5、补贴形式

此项目由资金由联邦政府和地方的输水机构之间的资助协议提供。在政府批准资金之前，

需要对所有项目进行全面评估。通过该项目实现的节水将输送给联邦政府，并通过有效措施为社区提供额外的 450GL 环境用水，并为社区带来中性或有益的社会和经济影响。节水通过水权持有人和英联邦之间的水转让合同交付给联邦政府。

## 6、补贴对象和方式

项目资金通过联邦政府与地方输水机构之间的资金协议提供。目前正在南澳大利亚开展试点计划。完整的计划正在实施并将持续到 2024 年。

## 7、补贴水平

此项目共提供 1500 万澳元。应当指出的是，作为补贴要求的一部分，一部分以水权为形式的节水量属于澳洲政府供环境保护使用。

实际补贴金额

2015-2016 财政年	2016-2017 财政年
百万澳元	百万澳元
0	1.8

## 8、持续时间

项目试点开始开始；2016 年 9 月。完整项目资金已安排至 2023-24 财政年。

## 9、对贸易影响的数据统计评估

现无统计数据评估贸易影响。

.....

## 16.7 塔斯马尼亚州农业发展优惠贷款计划

1、补贴项目名称：塔斯马尼亚州农业发展优惠贷款计划

2、补贴期间：2015-2016 财政年和 2016-2017 财政年

3、补贴内容和目的

农业发展优惠贷款计划是塔斯马尼亚州政府为本州农场企业和农业食品企业提供的低息贷款计划。本计划是支持推进政府《农业展望 2050》计划的项目，旨在提高塔斯马尼亚州农业和农业食品板块的价值。

4、补贴的背景和权限

贷款计划为塔斯马尼亚农场企业和农业食品企业提供经济援助，其中大部分业务在塔斯马尼亚州进行。符合条件的贷款用途包括：

- 开发一种创新的农业综合企业计划，且该计划仍需长时间去产生收益；
- 创建新企业或扩展现有企业；或
- 实施生产力或价值增强的活动；

否则无法在正常的银行安排下提出和/或融资。

#### 5、补贴形式

低利率贷款。

#### 6、补贴对象和方式

对符合条件的塔斯马尼亚农民，且必须能够证明有在五年内偿还贷款的能力或能再次获得商业融资的能力。

#### 7、补贴水平

下表反映了 2015-2016 财政年、2016-2017 财政年的资助情况。

实际补贴金额

财政年	资助金额(澳元))	接受资助的公司数量	产业
2015-2016	1027054 澳元	5	农业
2016-2017	4085308 澳元	14	农业

#### 8、持续时间

此计划于 2015 年 8 月开始，并在 2016 年 7 月的复查后延长，下次复查时间定于 2018 年 9 月。

#### 9、对贸易影响的数据统计评估

现无统计数据评估贸易影响。

## FEDERAL PROGRAMMES

### 1 AGRICULTURAL PROGRAMMES

#### 1.1 Pest Animal and Weed Management in Drought-affected Areas

1. Title of the subsidy

Pest Animal and Weed Management in Drought-affected Areas.

2. Period covered by the notification

Financial years 2015/2016 and 2016/2017.

3. Policy objective and/or purpose of the subsidy

The Australian Government is providing \$25 million in funding over four years from 2015-16 to 2018-19. The funding is being provided to states to administer programs and projects that will improve pest animal and weed management in drought-affected areas. The funding will support activities that will reduce weed incursions and reduce total grazing pressure and predation of livestock due to pest animals.

4. Background and authority for the subsidy

On 9 May 2015 this measure was announced. Formal arrangements for administering the funding is through a Project Agreement between the Commonwealth and relevant states with the authority under the *Intergovernmental Agreement on Federal Financial Relations*. The Project Agreement is in effect from 1 July 2015 to 30 June 2019. Although they are not required to do so some states have decided to provide funding for their programs.

5. Form of the subsidy

Payments are made from The Treasury to relevant state treasuries. Funds are then dispersed by the states through their pest animal and weed management programs to successful applicants. Successful applicants receive a grant to carry out their pest animal and weed management activities and projects.

6. To whom and how the subsidy is provided

Landholders must apply for grants through state based pest animal and weed management programs. Grants are only provided to landholders in areas experiencing extended dry conditions.

7. Level of subsidy per unit

Total expenditure was \$15 million in 2015-16 and \$4 million in 2016-17.

8. Duration

2015-16 to 2018-19

9. Statistical data permitting an assessment of the trade effects

No statistical data permitting an assessment of trade effects is available.

#### 1.2 Farm Business Concessional Loans Scheme 2016-17

1. Title of the subsidy

Farm Business Concessional Loans Scheme 2016-17.



7. Level of subsidy per unit

Loans were available to a maximum of AUD1 million and had a loan term of five years, with a concessional interest rate period of five years. The farm business must repay or refinance the remaining loan balance at the end of the loan term.

As at 30 June 2017 the value of loans approved under the Drought Concessional Loans Scheme was AUD256,993,218.3

8. Duration

6 June 2014 to 30 June 2017 (Scheme closed in all jurisdictions except WA on 31 October 2016).

9. Statistical data permitting an assessment of the trade effects

No statistical data permitting an assessment of trade effects is available.

### 1.6 Farm Household Allowance

1. Title of the subsidy

Farm Household Allowance (FHA).

2. Period covered by the notification

Financial years 2014/2015, 2015/2016, and 2016/2017.

3. Policy objective and/or purpose of the subsidy

FHA is a time limited program (up to three cumulative years) that helps farmers and farmers' partners in hardship cope with financial pressures.

4. Background and authority for the subsidy

The subsidy is authorised under the *Farm Household Support Act 2014*. It replaced the Exceptional Circumstances Relief Payment.

5. Form of the subsidy

The subsidy comprises:

- income support for up to three cumulative years
- one-on-one case support
- an activity supplement for planning and training for long-term financial improvements
- access to ancillary benefits, including a healthcare card, rent assistance, and pharmaceutical, telephone and remote area allowances.

6. To whom and how the subsidy is provided

The subsidy is available to eligible farmers and farmers' partners. The income support component is provided through fortnightly electronic funds transfers to the FHA recipient's nominated bank account.

7. Level of subsidy per unit

The level of subsidy mirrors that for the Newstart and Youth Allowance programs, however the rate payable depends on the recipient's circumstances, for example if the recipient is single or partnered or has children. As at December 2017, the maximum total payment per fortnight a recipient can receive is \$584.20—this is for a single recipient under 22 with a child or children. It is possible a recipient may receive less than the maximum amount payable per fortnight due to other factors, such as their level of off-farm income.

8. Duration

FHA has been operating since 1 July 2014. It is an open-ended program.

9. Statistical data permitting an assessment of the trade effects

No statistical data permitting an assessment of trade effects is available.

**1.7 Managing Farm Risk Program**

1. Title of the subsidy

Managing Farm Risk Program.

2. Period covered by the notification

Financial years 2015/2016 and 2016/2017.

3. Policy objective and/or purpose of the subsidy

The Managing Farm Risk Program allows eligible farm businesses to access a one-off rebate for costs incurred obtaining independent and professional advice to apply for a new insurance policy that assists with the management of drought and other production and market risks.

4. Background and authority for the subsidy

The (2015) Agricultural Competitiveness White Paper

5. Form of the subsidy

One-off rebates for 50 per cent of the costs incurred by the farm business (GST exclusive), up to a maximum of AUD2,500.

6. To whom and how the subsidy is provided

Rebates are provided through the Department of Agriculture and Water Resources to eligible farm businesses who have incurred costs in obtaining independent and professional advice to apply for a new insurance policy.

7. Level of subsidy per unit

Four rebates were paid in 2015/16 totalling AUD9,000 and 52 rebates were paid in 2016-17 totalling AUD114,000.

Eligible farm businesses can apply for a rebate for costs of engaging a suitably qualified service provider to carry out one (or more) of the following activities:

- undertake an assessment required by an insurance provider
- compile historical farm financial performance and production data
- analyse insurance options based on a long-term, whole-of-farm assessment.

Insurance premiums are not eligible for the rebate.

8. Duration

Program opened on 29 March 2015 and has a scheduled end date of 30 June 2019.

9. Statistical data permitting an assessment of the trade effects

No statistical data permitting an assessment of trade effects is available.

## 2 ENVIRONMENTAL PROGRAMMES

### 2.1 Sustainable Rural Water Use and Infrastructure Program

The Sustainable Rural Water Use and Infrastructure Program (SRWUIP) is an AUD10 billion national program investing in rural water use, management and efficiency, including improved water knowledge and market reform, and water purchase for the environment. It consists of three main components: irrigation infrastructure projects (including those projects listed below); water purchase and supply measures. The majority of SRWUIP infrastructure funds are committed to projects in the Murray-Darling Basin to support implementation of the Basin Plan and the reduction in the amount of water that can be extracted or taken annually from the Basin for consumptive use (urban, industrial and agricultural). A number of programs are aimed at improving the operation of off-farm irrigation delivery systems and helping irrigators improve on-farm water use efficiency. In return for funding, the water savings generated from these projects are shared between the Australian Government for environmental use, and irrigators for consumptive use.

#### (i) PRIVATE IRRIGATION INFRASTRUCTURE OPERATORS PROGRAM FOR NEW SOUTH WALES

1. Title of Subsidy

Private Irrigation Infrastructure Operators Program for New South Wales.

2. Period covered by the notification

Financial years 2015/16 and 2016/17.

3. Policy Objective and/or Purpose of the subsidy

This Commonwealth-led competitive grant program is recovering water entitlements resulting from water savings generated from eligible infrastructure upgrade projects by private irrigation infrastructure operators. These projects improve the efficiency and productivity of water use and management, both off and on-farm, helping to secure a sustainable future for irrigation communities.

4. Background and Authority for the subsidy

This AUD750 million Commonwealth-led program is funded under the Sustainable Rural Water Use and Infrastructure Program. The program is a major element of the Inter-Governmental Agreement on Murray-Darling Basin Reform signed in July 2008.

5. Form of the subsidy

Funding is provided through a funding agreement between the Commonwealth and the Irrigation Infrastructure Operators. A comprehensive assessment process is undertaken for all projects prior to the approval of government funding. Water savings achieved through this program are transferred to the Commonwealth and are contributing towards 'bridging the gap' to the new Sustainable Diversion Limits under the Murray Darling Basin Plan. The water savings are delivered to the Commonwealth via a Water Transfer Contract between the water entitlement holder and the Commonwealth.

6. To whom and how the subsidy is provided

Funding is provided through a funding agreement between the Commonwealth and the Private Irrigation Infrastructure Operators. Three public calls for applications have been conducted.

7. Level of subsidy per unit

This is a AUD917 million program, over three rounds. Successful private irrigator infrastructure operator applicants have received funding of between AUD1 million and AUD170 million for water efficiency infrastructure works. It should be noted that as part of the grant requirements, a portion of the project water savings in the form of water entitlements are transferred to the Commonwealth for environmental use.



## Actual Expenditure

2015/2016	2016/2017
AUDmillion	AUDmillion
59	136

8. Duration of the subsidy

Round 1 of the program opened on 19 June 2009. The program has funding to 2018/2019.

9. Statistical data permitting an assessment of the trade effects

No statistical data permitting an assessment of trade effects is available.

## (ii) PRIVATE IRRIGATION INFRASTRUCTURE PROGRAM FOR SOUTH AUSTRALIA

1. Title of Subsidy

Private Irrigation Infrastructure Program for South Australia.

2. Period covered by the notification

Financial years 2015/16 and 2016/17.

3. Policy Objective and/or Purpose of the subsidy

This Commonwealth-led competitive grant program is recovering water savings generated from eligible irrigation infrastructure upgrade projects undertaken by irrigation infrastructure operators, delivery partners and individual irrigators. These projects improve the efficiency and productivity of water use and management, both off and on-farm, helping to secure a sustainable future for irrigation communities.

4. Background and Authority for the subsidy

This AUD14.4 million Commonwealth-led program is funded under the Sustainable Rural Water Use and Infrastructure Program. The program is an element of the Inter-Governmental Agreement on Murray-Darling Basin Reform signed in July 2008.

5. Form of the subsidy

Funding is provided through a funding agreement between the Commonwealth and the Irrigation Infrastructure Operator, delivery partner or individual irrigator. A comprehensive assessment process is undertaken for all projects prior to the approval of government funding. Water savings achieved through this program as a result of the infrastructure improvements are transferred to the Commonwealth and are contributing towards 'bridging the gap' to the new Sustainable Diversion Limits under the Murray Darling Basin Plan. The water savings are delivered to the Commonwealth via a Water Transfer Contract between the water entitlement holder and the Commonwealth.

6. To whom and how the subsidy is provided

Funding is provided through a funding agreement between the Commonwealth and the successful grant applicant (either a private irrigation infrastructure operator, delivery partner or an individual irrigator). Two public calls for application were conducted.

7. Level of subsidy per unit

This is a AUD14.4 million program. Two rounds were conducted. Successful irrigator applicants received on average around AUD0.5 million. It should be noted that as part of the grant requirements, a portion of the project water savings in the form of water entitlements are transferred to the Commonwealth for environmental use.

## Actual Expenditure

2015/2016	2016/2017
AUDmillion	AUDmillion
0.4	0.1

8. Duration of the subsidy

Round 1 of the program opened in December 2009. The program was completed at the end of 2016/17.

9. Statistical data permitting an assessment of the trade effects

No statistical data permitting an assessment of trade effects is available.

(iii) QUEENSLAND HEALTHY HEADWATER WATER USE AND EFFICIENCY PROGRAM1. Title of Subsidy

Queensland Healthy Headwater Water Use and Efficiency Program.

2. Period covered by the notification

Financial years 2015/16 and 2016/17.

3. Policy Objective and/or Purpose of the subsidy

This State-led competitive grant program is recovering water savings generated from eligible irrigation infrastructure projects undertaken by individual irrigators. These projects improve the efficiency and productivity of water use and management, both off and on-farm, helping to secure a sustainable future for irrigation communities.

4. Background and Authority for the subsidy

This AUD155 million State-led program is funded under the Sustainable Rural Water Use and Infrastructure Program. The program is an element of the July 2008 Inter-Governmental Agreement on Murray-Darling Basin Reform.

5. Form of the subsidy

Funding is provided through a Funding Agreement between the Commonwealth and the Queensland Government. The Queensland Government then enters into a funding agreement with the successful program applicants. A comprehensive assessment process is undertaken for all projects prior to the approval of government funding. Water savings achieved through this program as a result of the infrastructure improvements and transferred to the Commonwealth are contributing towards 'bridging the gap' to the new Sustainable Diversion Limits under the Murray Darling Basin Plan. They are delivered to the Commonwealth via a Water Transfer Contract between the water entitlement holder and the Commonwealth.

6. To whom and how the subsidy is provided

Funding is provided through a Funding Agreement between the Commonwealth and the Queensland Government. Following a public call for applications and their assessment, the Queensland Government then enters into a funding agreement with successful individual irrigators.

7. Level of subsidy per unit

This is a AUD155 million program. As at 30 June 2017, 12 rounds have been conducted. It should be noted that as part of the grant requirement, a portion of the project water savings are transferred to the Commonwealth for environmental use.



## Actual Expenditure

2015/2016	2016/2017
AUDmillion	AUDmillion
18.1	15.4

8. Duration of the subsidy

Round 1 of the program opened in 1 June 2010. The program has funding to 2019/2020.

9. Statistical data permitting an assessment of the trade effects

No statistical data permitting an assessment of trade effects is available.

## (iv) GOULBURN MURRAY WATER CONNECTION PROJECT STAGE 2

1. Title of Subsidy

Goulburn Murray Water Connection Project Stage 2 (Formerly Northern Victoria Irrigation Renewal Program Stage 2).

2. Period covered by the notification

Financial years 2015/16 and 2016/17.

3. Policy Objective and/or Purpose of the subsidy

This State-led competitive grant program addresses water efficiency in both the delivery system and user connections in the Goulburn-Murray Irrigation district with 102 gigalitres (long term average annual yield) of project water savings transferred to the Commonwealth. The funding agreement provides for a connection/reconnection/disconnection of individual irrigators to a "backbone" irrigation delivery system with a share of the water savings arising from the project transferred to the Commonwealth.

This agreement gives certainty to one of Australia's most important food producing regions and represents a strategic recovery of water for the Commonwealth.

4. Background and Authority for the subsidy

This AUD956 million State-led program is funded under the Sustainable Rural Water Use and Infrastructure Program. The program is a major element of the July 2008 Inter-Governmental Agreement on Murray-Darling Basin Reform.

5. Form of the subsidy

Funding is provided through a Funding Agreement between the Commonwealth and the Victorian Government. In turn, the Victorian Government has a funding agreement with the Goulburn Murray Water, the organisation implementing the project.

Water savings from the project that are transferred to the Commonwealth are contributing towards "bridging the gap" to the new Sustainable Diversion Limits under the Murray Darling Basin Plan. The water savings delivered to the Commonwealth via a Water Transfer Contract between the water entitlement holder and the Commonwealth.

6. To whom and how the subsidy is provided

As per point 5 above.

7. Level of subsidy per unit

This is a AUD956 million program.

## Actual Expenditure

2015/2016	2016/2017
AUDmillion	AUDmillion
0	151.9

8. Duration of the subsidy

The program commenced in November 2011 and has funding until 30 June 2019.

9. Statistical data permitting an assessment of the trade effects

No statistical data permitting an assessment of trade effects is available.

**(v) VICTORIAN FARM MODERNISATION PROJECT**1. Title of Subsidy

Victorian Farm Modernisation Project.

2. Period covered by the notification

Financial years 2015/16 and 2016/17.

3. Policy Objective and/or Purpose of the subsidy

This State-led project supports on-farm irrigation infrastructure upgrades across the Goulburn-Murray Irrigation District. The type of works include flood irrigation, laser levelling, converting flood irrigation to drip or spray, system automation, and channel remediation.

4. Background and Authority for the subsidy

This AUD100 million State-led program is funded under the Sustainable Rural Water Use and Infrastructure Program.

5. Form of the subsidy

Funding is provided through a Funding Agreement between the Commonwealth and the Victorian Government. In turn, the Victorian Government has a funding agreement with the Goulburn Broken Catchment Management Authority, the organisation implementing the project. Goulburn Broken Catchment Management Authority will make calls for applications and enter into a funding agreement with successful applicants.

Water savings from the project that are transferred to the Commonwealth are contributing towards 'bridging the gap' to the new Sustainable Diversion Limits under the Murray Darling Basin Plan. The water savings are delivered to the Commonwealth via a Water Transfer Contract between the water entitlement holder and the Commonwealth.

6. To whom and how the subsidy is provided

As per point 5 above.

7. Level of subsidy per unit

This is a AUD100 million program.

## Actual Expenditure

2015/16	2016/17
AUDmillion	AUDmillion
10.6	32.9

8. Duration of the subsidy

The project commenced in November 2013 and has funding until 30 June 2019.

9. Statistical data permitting an assessment of the trade effects

No statistical data permitting an assessment of trade effects is available.

(vi) NEW SOUTH WALES STATE BASIN PIPE – STOCK AND DOMESTIC1. Title of Subsidy

New South Wales State Basin Pipe – Stock and Domestic.

2. Period covered by the notification

Financial years 2015/16 and 2016/17.

3. Policy Objective and/or Purpose of the subsidy

This State-led program is recovering water savings for the environment generated from the replacement of current water delivery infrastructure for selected stock and domestic schemes with more efficient systems in the NSW Murray-Darling Basin. This projects aims to improve the efficiency and productivity of water use and management on and off-farm, helping to secure a sustainable future for irrigation communities.

4. Background and Authority for the subsidy

This AUS137 million State-led program is funded under the Sustainable Rural Water Use and Infrastructure Program. The program is an element of the July 2008 Inter-Governmental Agreement on Murray-Darling Basin Reform.

5. Form of the subsidy

Funding is provided through a funding agreement between the Commonwealth and the New South Wales Government. Water savings achieved through this program are transferred to the Commonwealth and are contributing towards 'bridging the gap' to the new Sustainable Diversion Limits under the Murray Darling Basin Plan. The water savings are delivered to the Commonwealth via a Water Transfer Contract between the water entitlement holder and the Commonwealth.

6. To whom and how the subsidy is provided

Funding is provided through a funding agreement between the Commonwealth and the New South Wales Government. Eligible applicants can apply to the NSW Government for funding.

7. Level of subsidy per unit

This is a AUD137 million program.

Actual Expenditure

2015/2016	2016/2017
AUDmillion	AUDmillion
0	0

8. Duration of the subsidy

The program commenced in June 2012 and has funding until 2017/2018.

9. Statistical data permitting an assessment of the trade effects

No statistical data permitting an assessment of trade effects is available.



## (vii) NEW SOUTH WALES STATE WATER METERING SCHEME (INCLUDING PILOT)

1. Title of Subsidy

New South Wales State Water Metering Scheme (including pilot).

2. Period covered by the notification

Financial years 2015/16 and 2016/17.

3. Policy Objective and/or Purpose of the subsidy

This State-led program is recovering water savings from the installation or upgrades of meters in the Southern part of the Murray-Darling Basin and replacing customer-owned meters with State Water-owned meters connected via telemetry. This project will assist in improving the efficiency and productivity of water use and management on-farm, helping to secure a sustainable future for irrigation communities.

4. Background and Authority for the subsidy

This AUD55.4 million State-led program is funded under the Sustainable Rural Water Use and Infrastructure Program. The program is an element of the July 2008 Inter-Governmental Agreement on Murray-Darling Basin Reform.

5. Form of the subsidy

Funding is provided through a funding agreement between the Commonwealth and the New South Wales Government. The funding is enabling the New South Wales Government to purchase (or upgrade) and install water meters with telemetric functionality for its irrigators in the Murray-Darling Basin. Water savings achieved through this program are transferred to the Commonwealth and are contributing towards 'bridging the gap' to the new Sustainable Diversion Limits under the Murray Darling Basin Plan. The water savings are delivered to the Commonwealth via a Water Transfer Contract between the water entitlement holder and the Commonwealth.

6. To whom and how the subsidy is provided

Funding for the implementation of this program is provided to New South Wales through a funding agreement with the Commonwealth.

7. Level of subsidy per unit

This is an AUD55.4 million program.

Actual Expenditure

2015/2016	2016/2017
AUDmillion	AUDmillion
15	2.5

8. Duration of the subsidy

The program commenced with a pilot in June 2012 and was completed in 2016/2017.

9. Statistical data permitting an assessment of the trade effects

No statistical data permitting an assessment of trade effects is available.

## (viii) NEW SOUTH WALES STATE IRRIGATED FARM MODERNISATION PROJECT (AND PILOT)

1. Title of Subsidy

New South Wales State Irrigated Farm Modernisation Project (and pilot).

2. Period covered by the notification

Financial years 2015/16 and 2016/17.

3. Policy Objective and/or Purpose of the subsidy

This State-led program aims to upgrade on-farm water infrastructure and strengthen the capacity of irrigators to adopt more efficient water management practices, reduce water losses and improve productivity. Water savings arising from project works will be transferred to the Commonwealth for environmental use. These projects improve the efficiency and productivity of water use and management on-farm, helping to secure a sustainable future for irrigation communities.

4. Background and Authority for the subsidy

This an AUD119.9 million State-led program is funded under the Sustainable Rural Water Use and Infrastructure Program. The program is an element of the July 2008 Inter-Governmental Agreement on Murray-Darling Basin Reform.

5. Form of the subsidy

Funding is provided through a funding agreement between the Commonwealth and the New South Wales Government. Water savings achieved through this program as a result of the infrastructure improvements are transferred to the Commonwealth and are contributing towards 'bridging the gap' to the new Sustainable Diversion Limits under the Murray Darling Basin Plan. The water savings are delivered to the Commonwealth via a Water Transfer Contract between the water entitlement holder and the Commonwealth.

6. To whom and how the subsidy is provided

Funding is provided through a funding agreement between the Commonwealth and the New South Wales Government. The New South Wales Government will make calls for applications and enter into a funding agreement with successful applicants.

7. Level of subsidy per unit

This is an AUD119.9 million program. It should be noted that as part of the grant requirement, a portion of the project water savings in the form of water entitlements are transferred to the Commonwealth for environmental use.

Actual Expenditure

2015/2016	2016/2017
AUDmillion	AUDmillion
13.4	31.7

8. Duration of the subsidy

The program commenced in June 2012 and has funding until 2018/2019.

9. Statistical data permitting an assessment of the trade effects

No statistical data permitting an assessment of trade effects is available.

(ix) ON-FARM IRRIGATION EFFICIENCY PROJECT (INCLUDING PILOT PROJECTS)1. Title of Subsidy

On-Farm Irrigation Efficiency Project (including pilot projects).

2. Period covered by the notification

Financial years 2015/16 and 2016/17.



3. Policy Objective and/or Purpose of the subsidy

This Commonwealth-led competitive grant program is delivered through local delivery partners such as industry bodies and Catchment Management Authorities. The program is assisting irrigators to modernise their on-farm irrigation infrastructure and improve water use efficiency while returning water savings to the environment. Type of works include conversion of flood irrigation to drip or spray irrigation, laser grading, and system automation.

4. Background and Authority for the subsidy

This \$509 million Commonwealth-led program is funded under the Sustainable Rural Water Use and Infrastructure Program.

5. Form of the subsidy

Funding is provided through a funding agreement between the Commonwealth and the local delivery partners. A comprehensive assessment process is undertaken for all projects prior to the approval of government funding. Water savings achieved through this program are transferred to the Commonwealth and are contributing towards 'bridging the gap' to the new Sustainable Diversion Limits under the Murray Darling Basin Plan. The water savings are delivered to the Commonwealth via a Water Transfer Contract between the water entitlement holder and the Commonwealth.

6. To whom and how the subsidy is provided

Funding is provided through a funding agreement between the Commonwealth and the local delivery partners. Five public calls for applications have been conducted.

7. Level of subsidy per unit

This is a \$509 million program, over five rounds. Successful delivery partner applicants have received funding of between AUD1 million and AUD33 million for water efficiency infrastructure works. The funding has been provided to around 1500 on-farm projects. It should be noted that as part of the grant requirements, a portion of the project water savings in the form of water entitlements are transferred to the Commonwealth for environmental use.

Actual Expenditure

2015/16	2016/17
AUDmillion	AUDmillion
62.2	78

8. Duration of the subsidy

Round 1 of the program commenced in 2010. The program has funding to 2018/2019.

9. Statistical data permitting an assessment of the trade effects

No statistical data permitting an assessment of trade effects is available.

## 2.2 Water for the Environment Special Account

Murray-Darling Basin Authority modelling in developing the Basin Plan found that a combination of additional environmental water and improved capacity to deliver water through the system could increase the number of environmental targets achieved by the Basin Plan. Amendments to the *Water Act (2007)* establish the Water for the Environment Special Account and appropriates \$1,775m to fund the measures. The increased environmental outcomes will be achieved through easing constraints to environmental water delivery and recovery of an additional 450GL of environmental water (in addition to the 2,750GL) with neutral or beneficial social and economic impact for communities.

## (i) COMMONWEALTH ON-FARM FURTHER IRRIGATION EFFICIENCY PROGRAM (PILOT)

1. Title of Subsidy

Commonwealth On-Farm Further Irrigation Efficiency program (pilot).

2. Period covered by the notification

Financial years 2015/16 and 2016/17.

3. Policy Objective and/or Purpose of the subsidy

The Australian Government established the Commonwealth On-Farm Further Irrigation Efficiency (COFFIE) Program to assist irrigators in the Murray-Darling Basin to modernise and improve the efficiency of their on-farm irrigation infrastructure and return the resulting water savings to the environment. This program is delivered through local delivery partners such as industry bodies and Catchment Management Authorities, irrigation bodies and irrigators.

The first phase of the COFFIE program's development involves delivery of one or more pilots to test the program design before launch of the full program. The first of these is a pilot program in South Australia for up to \$15 million, which commenced in September 2016 and will run for three years.

4. Background and Authority for the subsidy

This Commonwealth-led pilot program is funded under the Water for the Environment Special Account established through the *Water Act (2007)*.

5. Form of the subsidy

Funding is provided through a funding agreement between the Commonwealth and the local delivery partners. A comprehensive assessment process is undertaken for all projects prior to the approval of government funding. Water savings achieved through this program are transferred to the Commonwealth and are contributing towards an additional 450GL of environmental water to be recovered through efficiency measures with neutral or beneficial social and economic impact for communities. The water savings are delivered to the Commonwealth via a Water Transfer Contract between the water entitlement holder and the Commonwealth.

6. To whom and how the subsidy is provided

Funding is provided through a funding agreement between the Commonwealth and the local delivery partners. A pilot program is currently being conducted in South Australia. The full program is being developed and will run until 2024.

7. Level of subsidy per unit

This is a pilot program for up to \$15 million. It should be noted that as part of the grant requirements, a portion of the project water savings in the form of water entitlements are transferred to the Commonwealth for environmental use.

Actual Expenditure

2015/16	2016/17
AUDmillion	AUDmillion
0	1.8

8. Duration of the subsidy

The pilot commenced in September 2016. The overarching efficiency measures program has funding through to 2023-24.

8. Duration of the subsidy

The program commenced in April 2013 and will conclude in June 2018.

9. Statistical data permitting an assessment of the trade effects

No statistical data permitting an assessment of trade effects is available.

**16.7 AgriGrowth Concessional Loan Scheme**1. Title of Subsidy

AgriGrowth Concessional Loan Scheme.

2. Period covered by the notification

Financial years 2015/2016 and 2016/2017.

3. Policy Objective and/or Purpose of the subsidy

The AgriGrowth Concessional Loan Scheme is an initiative of the Tasmanian Government providing low interest loans to Tasmanian farm businesses and agri-food businesses. It supports projects that advance the Government's Agrivision 2050 plan, which aims to increase the value of the agriculture and agri-food sectors in Tasmania.

4. Background and Authority for the subsidy

The Loan Scheme provides financial assistance to Tasmanian farm businesses and agri-food businesses, where the majority of business is conducted in Tasmania. Eligible purposes include:

- developing an innovative agribusiness initiative that has a long lead time until income is generated;
- starting a new enterprise or expanding an existing enterprise; or
- implementing Productivity or Value Enhancement Activities;

that otherwise could not be brought forward and/or financed under normal banking arrangements.

5. Form of the subsidy

Low interest rate loan.

6. To whom and how the subsidy is provided

To eligible Tasmanian farmers who must be able to demonstrate capacity to repay the loan in five years or through successfully obtaining commercial refinance.

7. Level of subsidy per unit

Funding provided during 2015/2016 and 2016/2017 financial years is summarised in the following table.

<b>Financial Year</b>	<b>Expenditure</b>	<b>No. of Firms</b>	<b>Industry Sector</b>
2015/2016	AUD1 027 054	5	Farmers
2016/2017	AUD4 085 308	14	Farmers

8. Duration of the subsidy

The Loan Scheme opened in August 2015 and has been extended following a review in July 2016, with a further review of the Scheme to be undertaken by September 2018.

附件九：经济合作与发展组织（OECD）  
《澳大利亚农业支持项目评估》



## 经济合作与发展组织（OECD）《澳大利亚农业支持项目评估》

以下内容为题述报告的部分翻译，具体内容请参见后附的原文。翻译的补贴项目编号与原文中标注的编号一一对应。

### 1. 特殊情况利率补贴 *Exceptional Circumstances Interest Rate Subsidies (ECIRS)*

执行期：2000-2011。

ECIRS 是特殊情况（EC）安排下提供的标准援助措施的一部分。ECIRS 为农业企业和小企业提供利率补贴，这些企业长期可行但由于 EC 事件而陷入财务困境（PSE 中仅包括农民援助）。农场必须在 EC 申报区域内才有资格。可能获得补贴的农场借款包括营运资金/透支，定期贷款，商业票据，供应商债务和设备融资（但不包括设备租赁）。

### 2. 灌溉工业支持计划（南澳大利亚州） *Irrigation Industry Support Program (South Australia)*

实施期：2009-2010。

南澳大利亚州政府正在为可行的农场企业提供财政援助，以确保沿墨累河走廊的柑橘，葡萄藤和其他永久性种植的生存。这被称为灌溉工业支持计划（IISP）。该计划为灌溉者提供了 2009 年 7 月 1 日至 2010 年 2 月 28 日期间购买的水资源分配最高 260 澳元的补偿金，以确保永久种植的生存。

### 3. 农场金融特许贷款计划 *Farm Finance Concession Loans Scheme*

实施期限：2013 年 - 正在进行中。

农场金融优惠贷款计划为符合条件的农场企业提供优惠贷款，用于债务重组或提高生产力活动。这些贷款可供农场企业使用，这些企业在偿还目前的债务水平方面遇到困难，但从长远来看是可行的。每个州和北领地的合格农场企业将在 2013-14 和 2014-15 期间获得优惠贷款措施。

### 4. 干旱优惠贷款计划 *Drought Concessional Loans Scheme*

实施期限：2013 年 - 正在进行中。

干旱优惠贷款计划针对那些因干旱条件直接导致经济需求但仍被视为长期可行的农业企业。将提供高达 50% 符合条件的农场企业债务的贷款，最高可达 100 万澳元。优惠贷款可用于债务重组，某些经营费用以及干旱恢复和准备活动。目前，昆士兰州，新南威尔士州，西澳大利亚州，北领地和维多利亚州的农民可以获得优惠贷款，预计南澳大利亚州的生产者也将适当的时候获得资格。

### 5. 西澳干旱政策改革 *WA Drought Policy Reform*

实施期：2010-2013。

2010 年，澳大利亚政府与西澳大利亚州政府合作，在西澳大利亚州开展了为期两年的干旱改革措施试点。这是对干旱政策的国家审查的回应，并测试了一系列计划，以便为新的国家方法的设计提供信息。



## 6. 管理农场风险计划 *Managing Farm Risk Program*

实施期：2015 年 - 正在进行中。

管理农场风险计划于 2016 年 3 月 29 日在全国范围内开放申请。该计划允许符合条件的农场企业获得一次性折扣，以获得获得独立和专业建议的合格成本，以申请新的保险政策，协助干旱管理和其他生产和市场风险。回扣（每个符合条件的农场业务一个）将是农场业务（GST 独家）产生的合格成本的 50%，最高可达 2,500 澳元。符合条件的农场企业可以申请退还与合格的服务提供商合作开展以下一项（或多项）活动所产生的费用：

- 在提供或拒绝保险产品的提供者之前或之后的 12 个月内，对保险提供者进行评估
  - 编制历史农场财务业绩和生产数据
  - 在连续几个季度针对农场业务的整体农场风险评估的背景下准备保险方案分析。
- 保险保单保费不符合退税条件。

## 7. 塔斯马尼亚货运均等化计划 *Tasmanian Freight Equalisation Scheme*

实施期限：自 2011 年开始实施。

该计划有助减轻海上运输的合资格非散装货物的托运人所造成的海运成本劣势。其目标是为塔斯马尼亚工业提供在大陆市场竞争的平等机会。索赔只能由符合条件的人（个人或公司）提出，且仅限于符合运输合格货物的协助。该计划有不同的资格规则，取决于货物是否被运送：从塔斯马尼亚北部到澳大利亚大陆；从澳大利亚大陆向南到达塔斯马尼亚；或者在塔斯马尼亚岛的主要岛屿和国王岛或 Furneaux 集团（KIFG）的任何一个岛屿之间的地方。可以从 Furneaux 集团的岛屿向澳大利亚大陆的北行运输提供额外援助，这些岛屿必须通过塔斯马尼亚岛主要岛屿发送。并需要多种运输方式才能完成州际旅程。该计划是需求驱动和不受限制的，没有年度总支付的上限。

## 8. 干旱恢复优惠贷款计划 *Drought Recovery Concessional Loans Scheme*

实施期限：2014 年 - 正在进行中。

新南威尔士州和昆士兰州提供干旱恢复优惠贷款计划。它为符合条件的农业企业提供援助，以便在前所未有的干旱条件下恢复生产力和盈利能力符合条件的农场企业将能够获得优惠贷款，用于与干旱相关的补充或重新种植相关的费用，该干旱被认为相当于或低于 50 年的 1 或 100 年的 1 年降雨量。在昆士兰州，对于旱和 2011 年中期对印度尼西亚活牛出口中断的综合影响直接影响的人也可获得贷款。

## 9. 洪水恢复贷款计划（塔斯马尼亚州）*Flood Recovery Loan Scheme (Tasmania)*

实施期限：2016 年 - 正在进行中。

对于直接受影响并位于当地政府区域的符合条件的企业，受洪水影响的贷款从 25,000 澳元到 250,000 澳元不等。

## 10. 农场商业优惠贷款计划 *Farm Business Concessional Loans Scheme*

实施期限：2016 年 - 正在进行中。

根据农场商业优惠贷款计划，奶农回收优惠贷款继续提供给农场企业以及干旱援助优惠贷款。

干旱援助优惠贷款可用于债务重组，经营费用的新债务，干旱恢复活动或干旱准备活动，或这些活动的组合。干旱援助优惠贷款协助商业上可行的受干旱影响的农场企业继续在干旱条件下运营，一旦季节休息就恢复并为未来的干旱做好准备。

11. 扣除电话线和电力连接的资金成本 *Deduction of the capital cost of telephone lines and electricity connections*

执行期：1985 年 - 正在进行中。

1985 年以前推出的加速核销规定，允许将电话线连接到初级生产财产所产生的资本支出，以及将主电源连接或升级到业务所在的财产所产生的资本支出可以等额扣除。十年。

12. 初级生产者的供水设施三年抵扣 *3 year write off on water facilities for primary producers*

执行期：2004 年 - 正在进行中。

从 2004 年 7 月开始，这项关于供水设施的税收减免让初级生产者可以抵扣高达三分之一的供水设施资本支出。符合条件的项目包括资本修复，结构改进以及任何保护或输送水的结构的增加。该福利的估计价值还包括以下两项税收优惠：

- 初级生产者的土地保护扣除（现行计划）

这项税收减免在 1985 年之前推出，允许农村土地的初级生产者和使用者在发生当年的土地养护业务中要求扣除资本支出。土地保护业务可包括土壤保持，防止土地退化或其他相关措施。

- 灌溉水供应商的供水设施和土地保护特许权（现行计划）从 2004 年 7 月 1 日起，这项税收减免意味着某些灌溉水供应商可以要求立即扣除土地养护活动的资本支出，并要求扣除水资源设施的资本支出三年。该措施将使用农村土地的初级生产者和企业可获得的扣除额与灌溉水供应商的扣除额进行对比，灌溉水供应商为初级生产者和企业提供水。

13. 农场生产力改善补助金（维多利亚州）*On Farm Productivity Improvement Grants (Victoria)*

实施期：2011 年。

每个农场企业最多可获得 3000 澳元的补助金，以帮助受旱灾影响最严重地区的合格农民实施农场基础设施和提高生产力，不包括灌溉基础设施。这笔赠款将为总成本的一半提供资金，最高可达 3000 澳元。农民可以使用这些补助金来进行基础设施改善，例如改善包装棚或幼苗的农场苗圃。赠款不能用于与灌溉基础设施或工厂和设备（包括现场垃圾箱）相关的采购。

14. 河谷地区可持续发展基金（南澳大利亚）*Riverland Sustainable Futures Fund (South Australia)*

实施期：2011-2014。

对南澳大利亚河谷地区社区和经济发展优先项目的财政支持。RSFF 是一个 2000 万澳元的基金，自 2011 年起可供使用 4 年，可供组织和企业使用，以资助“改善基础设施，支持行业吸引力并帮助发展现有业务”的项目。赠款最高可达合格项目成本的 50%。申请人必须能够向州和/或河谷地区展示项目的价值，以及如何使该地区的经济多样化或者建立在该地区的竞争优势上。



## 15. NVIRP 2 农场项目 *NVIRP 2 On-farm Project*

实施期：2011-2014。

NVIRP 2 农场项目旨在提供农场灌溉系统升级，以便维多利亚州农场实现农场现代化和农场现代化的全部利益，以最佳效率将水从大坝输送到工厂。该计划的节水量预计为 20 千兆升 (LTCE)，其中包括转移到英联邦环境的 10 千兆升 (LTCE) 水和保留在农场的 10 千兆升 (LTCE) 以提高生产率。

## 16. 为未来的水 *Water for Future*

实施期限：2010 年 - 正在进行中。

•关于农场灌溉效率：这项以英联邦为主导的竞争性拨款计划正在提高农场用水和管理的效率和生产率。该计划由可持续农村用水和基础设施计划资助，作为澳大利亚政府未来之水倡议的一部分。该计划的目标是提高拉克兰和南部连接的墨累达令盆地的农场用水和管理的效率和生产率，获得联邦的未受阻碍的水权，并帮助社区适应未来的水资源。通过使用这些计划产生的节水将由支持者和环境共享，其中至少 50% 的节水量转移到澳大利亚政府。交付合作伙伴必须是符合条件的组织，这些组织与墨累达令盆地南部连接系统中的灌溉社区有密切关系。交付合作伙伴的关键作用是设计和管理整个项目，该项目汇集了许多支持者子项目。计划资金用于初级生产的灌溉。属于这一类别的活动包括但不限于：安装新的或升级现有的灌溉基础设施，改善灌溉区域布局或设计，以提高农场灌溉效率和新的或升级的灌溉系统运行所需的辅助设备。

•新南威尔士州私营灌溉基础设施运营商计划：该联邦政府领导的拨款计划旨在获得实施符合条件的项目所产生的水权，以提高农场内外用水的效率和生产率。澳大利亚政府和灌溉者共享节水。该计划由可持续农村用水和基础设施计划资助，该计划是澳大利亚政府“未来之水”计划的一部分。该计划向新南威尔士州的灌溉者开放，以提高农场内外用水的效率和生产率。

•支持塔斯马尼亚州更高效的灌溉：根据“为未来而生的水”的可持续农村用水和基础设施计划，为塔斯马尼亚州现代高效灌溉的发展提供高达 1.4 亿澳元的资金。塔斯马尼亚政府还承诺提供高达 8,000 万澳元的资金，其余资金由个人项目受益的灌溉者提供。这一承诺旨在确保塔斯马尼亚灌溉部门的水资源以可持续和有效的方式得到利用，同时促进未来水的成果 - 明智地利用水资源并确保未来的供水；在气候变化和未来水资源供应减少的情况下确保灌溉社区的长期可持续未来；并加速塔斯马尼亚州实施国家水倡议的承诺。

新南威尔士州优先项目：这些项目包括一系列节水计划，旨在投资高效灌溉系统，改善水质和增加环境流量，安装精确的水表，为灌溉依赖社区的可持续未来做出贡献，并返回为墨累 - 达令流域的河流，湿地和洪泛平原节约用水。目标：计量 (1.9676 亿澳元)；盆管 (13.620 亿澳元)；灌溉农场现代化 (8300 万澳元)；和健康的洪泛区 (4901 万澳元)。国家需要共同提供项目费用的 10%。

•SA 私人灌溉基础设施计划：该联邦政府领导的补助计划旨在获得实施符合条件的项目所产生的水权，以提高农场内外用水的效率和生产率。英联邦和灌溉者共享节水。该计划属于 2008 年 7 月 3 日在 COAG 签署的“墨累达令流域改革政府间协定”所作的原则性资金承诺。该计划由可持续农村用水和基础设施计划资助，该计划是澳大利亚政府水资源的一部分。未来的倡议。该计划向南澳大利亚州 Murray 的灌溉者开放，以提高农场外和水上用水的效率和生产率。为澳大利亚政府节约用水的符合条件的综合水管理项目可包括以下活动：供水系

统的升级，关闭，限制或重新配置；为符合条件的灌溉基础设施运营商的直接客户升级农场灌溉基础设施；安装或升级农场电表；升级或安装交付系统操作技术；河流运营或储存的变化，既要实现环境效益，又要实现节水。

•QLD 农场健康上游水资源利用效率项目：该项目投资于有效的灌溉系统和技术，可减少水的流失，带来长期的经济效益，并将部分节水量返还给流域的河流，湿地和洪泛平原。该计划由可持续农村用水和基础设施计划资助，作为澳大利亚政府未来之水倡议的一部分。该项目协助昆士兰州墨累达令盆地的农民投资于节水灌溉系统和技术。第一阶段包括详细的流域评估研究，支持推广，教育，行业发展和营销活动以及最多两轮现场（农场）基础设施效率工作。在昆士兰州墨累达令盆地集水区拥有可交易地表水权的灌溉者有资格申请资金，以提高其农场灌溉基础设施的效率。作为澳大利亚政府对项目投资的回报，申请人必须分享澳大利亚政府为环境优先事项获得的项目节水量的至少一半。永久转让申请人提名的节水必须是无阻碍，可交易的表面分配，可以补充或不补充。

#### 17. 第一农场补助金（维多利亚）*First Farm Grant*

实施期限：2012 年。

第一农场补助金旨在提高维多利亚州农业年轻人的比例。该计划向年轻农民（35 岁以下）提供高达 10,000 澳元的补助金，用于发展他们的农场业务。

#### 18. 青年农民的免税和特许权（维多利亚州）*Young Farmers Duty Exemption and Concession (Victoria)*

实施期限：2011 年 - 正在进行中。

从 2011 年 7 月 1 日起，在维多利亚州，“年轻农民”购买他们的第一个农田房产，可以获得价值高达 300,000 澳元的购买免税印花税。如果购买价值 300,000 澳元至 400,000 澳元的单一农地，还可以享受税务优惠。该豁免旨在鼓励年轻人进入和留在该行业并适用于合同

2011 年 7 月 1 日或之后签订。2013 年“国家税法修正案（预算和其他措施）法”将年轻农民免税和特许经营的门槛从 400,000 澳元扩大到 750,000 澳元。因此，购买单个农田的合格年轻农民的价值不超过 600,000 澳元，将获得第一笔 300,000 澳元的免税。对于购买价值超过 600,000 澳元但不超过 750,000 澳元的单一农田，将征收关税减让。门槛的增加将从 2013 年 6 月 29 日起生效，即 2013 年“国家税法修正案（预算和其他措施）法”获得皇家同意后的第二天。

#### 19. 家庭农场豁免（维多利亚州）*Family farm exemption (Victoria)*

实施期：2012 年 - 正在进行中。

在家庭内转让家庭农场所有权的免税印花税。

#### 20. 水相关基础设施和害虫（新南威尔士州和昆士兰州）*Water related infrastructure and pest*

实施期限：2014 年 - 正在进行中。

各种小程序，没有程序特定信息。

#### 21. 未来优先项目用水（新南威尔士州）*Water for the Future Priority Projects (New South Wales)*

实施期：2013-2016。



新南威尔士州 (NSW) 未来之水, 节水项目资金用于帮助 NSW Murray Darling Basin 的农民投资于节水灌溉系统和技术的項目。

## 22. 青年农民融资计划 (维多利亚州) *Young Farmers Finance Scheme (Victoria)*

执行期: 2014-2016。

该计划旨在鼓励合格的维多利亚州农民进入资产所有权。可以提供资金购买库存和设备, 使年轻农民能够履行承包, 租赁或分享农业协议。预计申请人将获得农业活动的使用权, 并从他们自己的储蓄中为他们购买的资产做出合理的贡献。他们必须表现出对所选行业的充分了解。申请人不得超过 40 岁。

贷款的期限最长为八年, 优惠利率低于正常的农村融资利率, 最初为三年。在三年结束时, 商业利率适用于贷款的剩余期限。

## 23. 澳大利亚政府创新和投资基金 - 塔斯马尼亚州 *Australian Government Innovation and Investment Fund - Tasmania*

实施期限: 2014 年 - 正在进行中。

澳大利亚政府创新和投资基金 - 塔斯马尼亚 (AGIIF) 是一项具有竞争力的绩效奖学金计划。它支持创造可持续业务增长和就业机会的新项目, 这将有助于加强塔斯马尼亚经济。

## 24. 国家推广和咨询 *State Extension and Advisory*

执行期: 1987 年 - 正在进行中。

该项目为国家推广和咨询服务的一系列付款/政策。从州政府的预算支出中获取的数据, 用于向农业生产者提供推广和咨询服务, 以加强生产实践, 促进生态可持续发展等。州政府每年报告相关计划, 这些数据在 PSE 中汇总成一行。

## 25. 病虫害防治 (国家计划) *Pest and Disease control (State program)*

执行期: 1995 年 - 正在进行中。

将州政府的预算净支出纳入疾病和虫害控制计划。州政府每年报告相关计划, 这些数据在 PSE 中汇总成一行。例子包括南澳大利亚的杂草管理计划, 旨在根除 Branched Broomrape 杂草及其杂项病虫害控制计划, 旨在控制各种害虫和疾病, 包括野生骆驼管理和控制野生害虫狐狸, 野狗和兔子

## 26. 国家杂草战略 *National weeds strategy*

实施期: 2004-2012。

该计划的目标是控制威胁自然环境和农业的具有国家意义的杂草。转移包括在所有作物 GCT 中。

## 27. 气候变化调整计划 *Climate Change Adjustment Program*

实施期: 2008-2011。

帮助陷入财务困境的农民管理气候变化的影响。农场商业分析和财务评估以及专业建议和培



训是个性化的，旨在帮助农民适应气候变化，制定目标并制定行动计划以改善其财务状况。农村金融顾问可以协助符合条件的农民采取行动，改善其长期财务状况。重建援助为出售农场的农民提供帮助以重建自己。

#### 28. 农村领导力发展 *Rural Leadership Development*

执行期：2003-2008。

旨在培养年轻人，妇女和土着人民的领导技能。农村妇女，年轻人（18-35岁）以及从事农业，渔业，林业，自然资源管理和食品加工业的土着人民可以获得农村领导力发展倡议。

#### 29. 农业推进澳大利亚农场帮助 *Agriculture Advancing Australia Farm Help*

执行期：1999-2009。

农场帮助财政补助计划面向严重财务困难且不太可能从金融机构获得贷款的农民。该计划提供：

- 12个月的收入支持（基于Newstart津贴）；和
- 5500澳元的建议和培训补助金。

农场帮助提供支持，而农民则考虑未来的选择，并采取行动改善其长期财务前景。Farm Help还提供：

- 重建拨款 75,000 澳元（基于资格标准中所述的资产测试）和/或
- 为重新进入该计划的受助人提供 2 500 澳元，需要进一步的咨询和培训。

#### 30. 干旱援助 - 专业咨询和规划补助金 *Drought Assistance - Professional Advice and Planning Grants*

实施期：2006-2012。

专业咨询和规划赠款（最高 5,500 澳元，包括消费税）使符合条件的农场企业能够获得专业的商业和财务建议以及规划援助，以制定包含干旱和风险管理战略的书面业务计划。2006年10月24日宣布赠款，作为一揽子额外干旱援助措施的一部分。范围和资格标准于2007年9月25日扩大。赠款协助农场企业进行可行性评估，制定书面干旱管理计划或包括干旱或风险管理战略的业务计划，或就这些计划中提出的问题寻求进一步的建议。协助他们有效地管理干旱。如果申请人在2009年6月30日的计划结束日期之前申请并使用了资金，则资助者可以在至少六个月后再获得额外的 2 200 澳元来重新评估他们的计划。

#### 31. 农场合作社和合作试点 *Farm Co-operatives and Collaboration Pilot*

实施期：2015-2017。

为期两年的 1380 万澳元农场合作社和协作试点计划将提高农民的技能 and 能力，通过采用协作和创新的商业战略，识别和利用从供应链中获取更大价值的机会。这将包括能够获得相关的培训，建议，服务和专业知识。它还将解决协作和创新农场企业的运营环境中的障碍，包括提高农场顾问的技能。南十字星大学正在实施该试点计划，该计划以国家为重点，将为希望建立合作社或协作商业模式的澳大利亚农民提供建议和帮助。

#### 32. 国家土地养护计划（NLP） - 可持续农业小额赠款 2015-16 *National Landcare Program (NLP) - Sustainable Agriculture Small Grants Round 2015-16*

实施期：2015-2017。

小额补助金计划是国家土地养护计划的一部分，通过支持澳大利亚农业和渔业的复原力，竞争力和生产力，补充了农业竞争力白皮书的提供。这项小额赠款回合的目标是：

提高农民和渔民的能力和知识，以有效和可持续地管理澳大利亚的自然资源

采用适当的管理措施，增加产量或提高产品质量，同时保持或加强自然资源基础。

小额赠款回合申请人于 2015 年 11 月 5 日至 12 月 7 日开放。该计划的活动期于 2017 年 12 月 31 日结束。

### 33. 自然灾害救济款（国家方案）*Payments for relief from natural disasters (State programs)*

执行期：1995 年 - 正在进行中。

各种基于付款的州计划，以提供适合此类别的自然灾害的救济。程序合并为一行文件。

### 34. 农场家庭支持 *Farm Exit Support*

实施期：2010-2011。

澳大利亚政府与西澳大利亚州政府合作，在西澳大利亚州的一部分地区开展了干旱改革措施试点。农场家庭支持（FFS）是干旱试点项目。FFS 为符合条件的农户提供收入支持，帮助他们满足基本的家庭需求。这是面向困难的农民家庭。FFS 还提供案例管理支持。为了获得 FFS 下的援助，农场企业必须位于干旱试点地区，农民必须将其劳动力和资本的很大一部分贡献给农场企业，农民必须从农业企业中获得大部分收入。农场企业，农民和他/她的合作伙伴必须满足资产和收入测试并满足相互责任要求，农民必须是澳大利亚居民并且在澳大利亚。

### 35. 更强大的农村社区 *Stronger Rural Communities*

实施期：2010-2011。

强化农村社区（SRC）是干旱试点项目。SRC 提供最多的补助金

向地方政府当局和社区组织提供 30 万澳元资金，用于资助农村社区的复原力，帮助他们解决农业衰退带来的困难。

### 36. 建立农场商业 *Building Farm Businesses*

实施期：2010-2011。

建立农场企业是干旱试点项目。该计划提供赠款，以协助符合条件的农场企业管理和准备干旱影响，减少水资源供应和气候变化。该计划于 2010 年 7 月 1 日开始。现有的补助金为：农场商业适应补助金 - 用于支持农场企业管理和准备干旱影响，减少水资源供应和气候变化的合格活动；土地保育适应补助金 - 用于以自然资源管理为重点的符合条件的活动，具有更广泛的公共利益，并符合州和国家自然资源管理的优先事项。

### 37. 碳农业倡议 *Carbon Farming Initiative*

实施期：2012-2016。



碳农业计划（CFI）允许农民和土地管理者通过储存碳或减少土地上的温室气体排放来获得碳信用额。然后，这些信用可以出售给希望抵消其排放的人和企业。

#### 38. 农户家庭津贴 *Farm Household Allowance*

实施期限：2014 年 - 正在进行中。

农户补贴（FHA）为正在经历经济困难的合格农民及其合作伙伴提供援助和支持，以改善他们的长期财务状况。津贴由人类服务部提供，每两周支付一次，费率相当于 Newstart 津贴（或 22 岁以下的青年津贴）。还将通过专门的案例管理员提供支持，以帮助受助人评估他们的情况并制定未来计划。

#### 39. 农场管理存款计划（现行计划）*Farm Management Deposit Scheme*

执行期限：1997 年 - 正在进行中。

农业管理存款计划是 1997 - 98 年农业推进澳大利亚一揽子计划的一部分，取代了收入平衡存款计划和农场管理债券计划。农场管理存款计划允许农民通过在高收入年度预留资金并将其作为低收入年份的收入提取来减少其纳税义务。它报告了税收减让的价值，通过改进的金融工具，提高了农民管理农业中重大气候和价格风险的能力。

#### 40. 初级生产者的所得税平均 *Income Tax averaging for primary producers*

执行期：1988 年 - 正在进行中。

自 1988 年以来报告的长期税收减免政策允许农民在滚动的 5 年期间按其平均收入纳税（使收入波动，因此税收等级变平）。根据每年在财政部文件中公布的数据报告的特许权价值（参见本文中的税收优惠条目）。价值代表农业部门在有和没有收入平均的情况下的所得税负债的差异[7]。

#### 41. 特殊情况中期收入支持 *Exceptional Circumstance interim income support*

执行期：2001-2010。

政策开始作为 2000 年农业推进澳大利亚一揽子改革的一部分。由于完整的特殊情况声明可能需要一些时间，如果农场家庭在宣布具有特殊情况援助的初步证据的地区遇到基本生活费用时遇到困难，则有资格获得临时付款。受评估地区的农民

特殊情况援助（初步证据特殊情况区域）有资格以相当于 Newstart（福利安全网支付）津贴的比率向 Centrelink 申请六个月的临时收入支持。收入支持受资产和收入测试（某些必要的农场资产除外，不包括在内）。当政府为初步证据区域作出完整的例外情况声明时，临时收入补助金将由特殊情况救济金支付取代。

生产和付款限额：否；可变付款率：否；输入约束：NO。

#### 42. 特殊情况救济金 *Exceptional Circumstance Relief payment*

执行期：2002 - 2013 年。

该计划为被认为遇到特殊情况的农民提供经济援助。资格一般取决于地理位置；特定区域被认为经历了比正常情况更糟的干旱，因此，这些地区的农民有资格获得援助。

生产和付款限额：否；可变付款率：否；输入约束：NO。

43. 默里 - 达令盆地小块灌溉出口补助金组合 *Murray-Darling Basin Small Block Irrigator Exit Grant Package*

实施期：2007-2010。

截至 2009 年 6 月 30 日，可用的 5710 万澳元一揽子计划于 2008 年 9 月 20 日公布。受干旱和气候变化影响的墨累达令盆地的小型灌溉者可以通过墨累 - 达令盆地小区灌溉者出口补助金获得帮助，同时保留他们的农场。希望离开灌溉的农民可获得高达 150,000 澳元的出口补助金。此外，还可获得高达 10,000 澳元的赠款，用于清除永久性种植和其他与生产相关的基础设施，并提供高达 10,000 澳元的赠款用于建议和培训。

计划包括灌溉管理补助金。政府还提供最多的补助金

20,000 澳元（商品及服务税专属），协助默里 - 达令流域灌溉者实施水管理策略。赠款可用于帮助灌溉者开展一系列经批准的活动，以解决减少的水分配和改善农场实践，从而最大限度地利用现有水资源。墨累 - 达令流域（MDB）灌溉管理补助计划向符合条件的多边开发银行灌溉者提供高达 20,000 澳元（商品及服务税专属）的补助金，以开展一系列活动，以减少水资源分配并改善农场实践，最大限度地提高农业生产的使用率。可用的水。该计划有效期至 2009 年 6 月 30 日。申请人必须证明他们符合特殊情况（EC）救济付款目的的“农民”定义。申请人还必须在申请时满足适用于 EC 利率补贴的非农资产测试。在 MDB 内有灌溉业务的申请人或从 MDB 取水作为灌溉用水的唯一来源的申请人可以获得补助金。灌溉业务必须在 2007 年 9 月 25 日存在。该补助金适用于非澳大利亚公民或永久居民的灌溉者。

生产和付款限额：否；可变付款率：否；输入约束：NO

44. 国家自然灾害计划 *State Natural Disaster Programs*

实施期：2015 年 - 正在进行中。

符合实施标准的各种州计划合并为一行。

45. 过渡性收入支持 *Transitional income support*

实施期：2007-2013。

该计划与气候变化适应计划相关联，为严重经济困难的农民提供短期收入支持，建议和培训机会，同时使农场适应不断变化的环境，包括气候变化。

过渡性收入支助援助旨在提供短期收入支持，以促进对陷入财政困难或正在从干旱中恢复的初级生产者的持续调整和退出该行业。收入补助金的支付条件是农民实施其行动计划。农民可以通过 Centrelink 访问该计划，并将进行初步的财务评估过程，以确定资格并帮助他们了解气候变化的商业影响。

46. 2007 年干旱方案 - 重建援助（由若干方案组成）*Drought Package 2007 - Re-establishment Assistance (made up of several programs)*

执行期：2007-2013。

•由三个计划组成：EC 退出计划 - 资格标准：EC 退出补助金适用于决定出售农场并离开土地的农民。应税补助金为 EC 宣布区域（包括初步宣布区域和临时宣布区域）的农民提供最高 15 万澳元（含消费税）的一次性，有时限的付款。退出补助金的净资产限额为 35 万澳元，但如果净资产超过此限额，则可以获得减少的补助金。对于超过阈值的每 3 澳元资产，补助金减少 2 澳元。如果净资产超过

575 000 澳元的农民无法获得任何金额的补助金。



•EC 建议和再培训补助金：EC 建议和再培训补助金最高可达 10 000 澳元（含 GST），可供成功申请 EC 退出补助金的农民及其合作伙伴获取专业建议和再培训援助，以帮助规划与农场退出相关的流程。该补助金将帮助农民及其合作伙伴规划和为未来做好准备；并进行再培训，以寻找远离农业的职业和就业。赠款认识到需要在一系列地区提供个人援助和专业建议，以协助因干旱而在农业之外重建。

•欧共体搬迁补助金：符合 EC 退出补助金资格要求的农民及其合作伙伴可获得高达 10 000 澳元（含消费税）的 EC 搬迁补助金，并正在重新安置以寻求远离农场的就业机会。该补助金旨在帮助欧共体宣布的地区的农民家庭获得求职和搬迁援助，以便获得 EC 退出补助金的农民能够从农业转移到澳大利亚各地的其他职业。

#### 47. 干旱就业计划 (VIC) *Drought Employment Program (VIC)*

实施期：2015-2016。

该计划为 92 名参与者提供了有偿工作和发展技能的机会；更好地使他们适应我们气候变化的不利影响。

#### 48. 青年农民奖学金（维多利亚州） *Young Farmers Scholarships (Victoria)*

实施期：2015 年 - 正在进行中。

Upskill 和 Invest - Young Farmers 奖学金计划为年轻农民和直接在农场工作的人提供服务。该奖学金提供高达 5,000 澳元的培训或学习 (Upskill)，由高达 5,000 澳元的进一步资金支持投资农场或专业发展 (投资)，将新技能付诸实践。Upskill 资金可用于支付大学、注册培训机构或通过申请流程批准的其他质量培训提供者的学习成本。

完成学习或培训可以使投资基金投资于支持所选研究或培训应用学习的活动。这可能包括专业发展，农场规划或其他农场活动。

要符合资格，申请人必须：

- 申请截止日期为 35 岁或以下；
- 过去三个月，每周至少在维多利亚州从事农场业务三天；
- 在农场拥有至少两年的总经验；和
- 是目前居住在维多利亚州的澳大利亚公民或永久居民。

#### 49. CSIRO 植物和动物研究 *CSIRO Plant and Animal Research*

执行期：自 1986 年以来一直包括在内。

CSIRO 是澳大利亚联邦科学与工业研究组织。分配给 CSIRO 植物和动物研究的资金代表澳大利亚农业部林业和渔业部门使用该组织的科学和研究服务。

#### 50. 合作研究中心 *Co-operative Research Centres*

执行期：1991 年 - 正在进行中。

合作研究中心计划于 1990 年建立。这些中心开展用户驱动的合作公私合作研究，重点关注用户，采用新的开发项目和相关的商业化。该计划使用不同利益相

#### 51. 研发提升北领地初级农产品的竞争力 *R&D Enhance competitiveness of NT primary production (NT)*

执行期：1995 年 - 正在进行中。  
北领地政府开展的研究和开发活动。

52. 研发发展农业（昆士兰州）*R&D Developing agricultural industries (Queensland)*

执行期：1995 年 - 正在进行中。  
昆士兰州政府开展的研究和开发活动。

53. 研发农业（SA）*R&D into agricultural industries (SA)*

执行期：1995 年 - 正在进行中。  
南澳大利亚州政府开展的研究与开发活动。

54. 研发高效可持续农业实践（塔斯马尼亚）*R&D Development of efficient and sustainable agricultural practices (Tasmania)*

执行期：1995 年 - 正在进行中。  
塔斯马尼亚州政府开展的研究和开发活动。

55. 研发维多利亚州农业产业（维多利亚州）*R&D Victorian agricultural industries (Victoria)*

执行期：1995 年 - 正在进行中。  
与维多利亚州政府有关的研究和开发活动。

56. 研发营销，加工，病虫害防治（WA）*R&D Marketing, processing, pest and disease control (WA)*

执行期：1995 年 - 正在进行中。  
与西澳大利亚州政府有关的研究和开发活动。

57. 确保未来 - 保护我们的产业免受生物侵害。化学和物理风险 *Securing The Future-Protecting our Industries from Biological, Chemical & Physical Risks*

执行期：2004-2009。  
澳大利亚政府提供的研究和开发补助金。没有更多的计划信息。

58. 新产业发展（NIDP）Mark II *New Industries Development (NIDP) Mark II*

执行期：2001-2009。  
新产业发展（NIDP）提供了一套综合战略，以支持和展示创新的中小型澳大利亚农业企业，使新产品，技术和商业化，并帮助他们发展捕捉新市场机会所需的技能和才能。该计划已经结束，不会再提供资金，但现有的赠款合同将得到履行。该计划将于 2008 - 09 年结束。

59. 关爱我们的国家 - 创新补助金 *Caring for our Country — Innovation Grants*

执行期：2014-2016。

关爱我们的国家 - 创新补助计划为自然资源管理机构，非政府组织，行业机构和土地所有者为获得知识和能力而进行的项目提供了竞争性的 250,000 至 150 万澳元的资金。采用创新的生产，资源管理和供应链管理实践和流程，提高自然资源产业的生产力和可持续性。受赠人必须是法人实体，通常是社区团体，并且个别土地所有者通常无法获得资金。该计划为将于 2016 年 6 月 30 日前完成的 31 个项目提供 2,120 万澳元的资金。申请期限为 2014 年 1 月至 2016 年 6 月。

60. 利润计划的农村研究与开发 (R&D) *Rural Research and Development (R&D) for Profit program*

实施期限：2014 年 - 正在进行中。

农村研发利润计划为农村研究与开发公司 (RDC) 提供资助，以促进农业利润，并支持澳大利亚第一产业的持续创新。

该计划的目标是通过以下方式实现初级生产者的显著生产力和盈利能力改进：

- 产生有利于初级生产者的知识，技术和过程产品
- 加强扩大农村研发成果的途径，包括了解采用的障碍
- 建立和促进工业和研究合作，这些合作构成了澳大利亚农业持续创新和发展的基础。

该程序的混合意味着 50% 分配给 H1，50% 分配给 H2. a.

61. 区域联合创新集群计划 (南澳大利亚) *Regional Co-Innovation Clusters program (South Australia)*

实施期限：2014 年 - 正在进行中。

创新集群是全球广泛认可的概念，是刺激城市和区域经济增长的有效手段。现在人们普遍认为，参与这一倡议的行业的生产力和竞争力显著提高。由 PIRSA 设计的区域联合创新集群计划是一个网络和集群意识计划，旨在帮助项目参与者从增强的协作中获得最佳利益。该计划包括一系列专注于领导力，协作，网络和发散思维的研讨会。

62. Farmready

实施期：2008-2011。

澳大利亚政府在四年内拨款 2650 万澳元，以增加初级生产者的培训机会，并使工业，农业集团和自然资源管理小组制定适应和应对气候变化影响的战略。FarmReady 计划提供两笔拨款：

- FarmReady 补贴 - 初级生产者和土着土地管理者每个财政年度最多可以申请 1500 澳元，以参加经批准的培训课程，还可以提供资金，用于支付超额旅行，住宿和儿童保育费用。
- FarmReady 行业补助金 - 符合条件的行业，农业和自然资源管理小组可为每个财政年度提供高达 8 万澳元的资金，用于制定管理气候变化影响战略的项目。

63. 确保未来 - 保护我们的行业免受生物化学和物理风险的影响 *Securing the future - protecting our industries from biological chemical and physical risks*

执行期：2004-2009。



在 2005 - 06 年, “确保未来安全” 计划涵盖了广泛的活动和计划, 以最大限度地降低风险并制定生物, 化学和物理风险管理标准。倡议包括培训事故管理人员, 启动在线化学品许可证制度以及建立对农业和食品供应链安全威胁的认识。该计划取代了 2004 年 6 月停止的 “建立国家动植物健康方法”。

#### 64. 社区网络和能力建设 *Community Networks and Capacity Building*

实施期: 2008-2011。

该计划旨在建立目标群体的领导能力和代表能力, 以加强社区的复原力和第一产业的生产力。这些群体包括:

- 女性
- 青年
- 土着澳大利亚人和
- 来自不同文化和语言背景的人。

通过增加对工具和资源的访问, 这些团队可以提高他们的领导能力和管理技能, 增加对行业的参与, 并更有效地为政府和行业决策做出贡献。通过 CNCB, 澳大利亚政府支持一系列有助于实现这些目标的举措。

#### 65. 行业技能委员会 - Agrifood 技能澳大利亚 *Industry Skills Councils-Agrifood Skills Australia*

实施期: 2012-2017。

澳大利亚政府向 Agrifood 技能澳大利亚工业技能委员会提供资金, 与农业部门合作, 制定国家认可的职业标准 (职业资格)。国家认可的职业标准 (职业资格) 提供了一个全国统一的标准, 工人可以从中获得技能, 技能和技能。提供劳动力发展建议, 以确保培训或技能开发满足企业或个人的需求。目前的供资协议是 2011 年 7 月 1 日至 2014 年 6 月 30 日。

#### 66. 清洁能源的未来 - 在土地上创造机会 - 扩大碳农业倡议的益处 *Clean Energy Future - Creating Opportunities on the Land - extending the benefits of the Carbon Farming Initiative*

实施期: 2011-2015。

农业部正在管理清洁能源未来 - 在土地上创造机会的碳农业未来 (CFF) 计划的要素 - 扩大碳农业倡议 (CFI) 措施的效益。CFF 计划帮助农民和土地管理者获得土地管理实践和减排技术的进步, 以减少农业温室气体排放, 并帮助他们适应提高的生产力和可持续土地利用。这些进展将使农民和其他土地所有者能够从 CFI 的经济机会中受益, 同时协助澳大利亚实现其长期减排目标。

填补研究空白 (2011-12 至 2016-17) - 支持研究土地管理者的新技术和实践, 以减少排放并在景观中储存碳。该计划还资助一项全国调查, 以确定现有的土地管理做法。

实地行动 (2011-12 至 2016-17) - 协助工业和农业团体进行农场试验, 以在实际农业情况下应用研究成果。

推广和扩大 (2011-12 至 2016-17) - 提供技术信息和支持, 帮助农民, 土地管理者及其关键影响者参与土地部门排放管理活动和 CFI。

保护性耕作可退还的税收抵消 - 为澳大利亚税务局 (ATO) 联合提供的新合格保护性耕作设备提供 15% 的可退税抵扣 (RTO)。该措施的资金由 ATO 管理。作为政府废除碳税的承诺



的一部分，它建议 RTO 将比 2014 年 6 月 30 日原计划提前一年终止。  
CFF 计划于 2011 年 7 月 10 日开始，计划于 2017 年 6 月 30 日结束。

67. 气候变化调整计划 - 建议和培训补助金 *Climate Change Adjustment Program — Advice and Training Grant*

实施期限：2012 年。

为初级生产者提供资金，以便在一系列领域获得专业建议，帮助他们适应气候变化的影响。  
该计划于 2012 年 6 月 30 日结束。

68. 利润计划的农村研究与开发 (R&D) *Rural Research and Development (R&D) for Profit program*

实施期限：2014 年 - 正在进行中。

农村研发利润计划为农村研究与开发公司 (RDC) 提供资助，以促进农业利润，并支持澳大利亚第一产业的持续创新。该计划的目标是通过以下方式实现初级生产者的显著生产力和盈利能力改进：

- 产生有利于初级生产者的知识，技术和过程产品
- 加强扩大农村研发成果的途径，包括了解采用的障碍
- 建立和促进工业和研究合作，这些合作构成了澳大利亚农业持续创新和发展的基础。

该程序的混合意味着 50% 分配给 H1，50% 分配给 H2. a.

69. 地区特许权使用费 (西澳大利亚州) *Royalties for Regions (Western Australia)*

实施期限：2014 年 - 正在进行中。

地区特许权使用费是一项旨在发展西澳大利亚州区域的赠款计划。大多数补助金并非针对农业部门，而是为协助农民提供了以下补助金。

- 促进生物安全防御：该项目正在农业部门和各级政府内建立重要能力，以更好地了解 and 改变国家生物安全风险的管理，以保护和加强西澳大利亚州的农业产业。
- 区域自然资源管理 - 碳农业：为了满足与分析当前和新兴政策，立法和科学，机会和风险分析，农场碳农业信息和会计工具以及组织和介绍意识计划。
- 电子连接的粮食带 - 区域社区服务基金：帮助西澳大利亚谷物种植者通过增强信息流动做出更明智的管理决策

种植者，顾问，供应商，买家和研究人员之间以及改进的决策工具。

70. 健康的土壤和优质食品 (南澳大利亚) *Healthy Soils and Premium Food (South Australia)*

实施期限：2016 年 - 正在进行中。

优质食品健康土壤计划与区域和农业产业交付伙伴合作，鼓励采用改良农业实践，促进可持续农业与自然资源管理的整合，并改善支持优质生产的土壤的可持续管理餐饮。

71. 产业发展与推广 (南澳大利亚) *Industry Development and Extension (South Australia)*

*Australia)*

实施期：2015 年 - 正在进行中。

向行业组织支付费用以支持初级和食品生产者，提高管理技能和生产效率。

72. 农村领导力计划（南澳大利亚）*Rural leadership Program (South Australia)*

实施期：2009-2013。

南澳大利亚农村领导力计划是一项为期六天的住宿计划，每年为 20 名参与者举办，他们展示了他们在农村工业和社区中发挥领导作用的潜力。它旨在帮助那些有兴趣为社区做出更大贡献的社区，行业和支持机构成员，并认识到需要更高的技能发展。

南澳大利亚农村领导力计划

- 为南澳大利亚农村工作人员提供一系列专业的专业领导发展机会和经验；
- 将激励新的和现有的农村领导人，以扩大他们刺激农村工业和社区发展的能力；和
- 建立农村领导人网络，分享创意，促进个人，社区和行业之间的合作机会。

该计划的目标是：

- 鼓励并为潜在的领导者提供技能，动力和信心，以便在解决影响当地社区和农业产业的当前和未来问题方面发挥积极作用。
- 培养能够发展和阐明共同社区愿景的领导者，能够在其区域社区中培养积极性和承诺，并更好地理解社区参与规划当地社区未来的概念。

使个人能够在南澳大利亚地区的当地社区，企业和行业内发展创新文化。

73. 安全和道德的食品和纤维系统检验服务（昆士兰州）*Inspection services for safe and ethical food and fibre systems (Queensland)*

执行期：2001 年 - 正在进行中。

昆士兰州政府提供的检查服务。没有进一步的信息。

74. 国家生产监测系统 *National Produce Monitoring System*

实施期：2013 年。

该系统旨在提供澳大利亚种植的水果和蔬菜作物的化学残留状况数据，其中没有或有限的残留监测数据。

申请期限为 2013 年 7 月 1 日至 2014 年 6 月 30 日。

75. 管理对动植物病虫害的检查服务（南澳大利亚）*Inspection services for management of pest and disease threats to plant and animal industries (South Australia)*

执行期：2000 年 - 正在进行中。

南澳大利亚州政府提供的检查服务。没有具体的计划信息。

76. 动植物行业农药和兽药管理风险管理检验服务（南澳大利亚州）*Inspection service for management of pesticide and veterinary medicine risks in animal and plant industries (South Australia)*

执行期：2000 年 - 正在进行中。

南澳大利亚州政府提供的检查服务。没有具体的计划信息。

77. 农业检验服务（塔斯马尼亚州） *Inspection Services for Agriculture (Tasmania)*

执行期：1995 年 - 正在进行中。

塔斯马尼亚州政府提供的检查服务。没有具体的计划信息。

78. 农业检验服务（维多利亚州） *Inspection services for agriculture (Victoria)*

执行期：1997-1999。

维多利亚州政府提供的检查服务。没有具体的计划信息。

79. 安全食品生产（NSW） *Safe food production (NSW)*

执行期：2004 年 - 正在进行中。

新南威尔士州政府提供的检查服务。没有具体的计划信息。

80. 植物有害生物根除（现行计划） *Plant Pest Eradication (Current Program)*

执行期：2007 年 - 正在进行中。

为部长理事会关于根除植物有害生物（疾病，昆虫和杂草）的决定提供资金。由首席植物保护官主持的全国咨询委员会评估和制作

关于通过附属委员会根除 PIMC / NRMMC 的资格的建议。咨询委员会管理资金支出，以执行 PIMC / NRMMC 在全国范围内同意的决策。

81. 生物安全保护服务（昆士兰州） *Biosecurity protection Services (Queensland)*

执行期：2001 年 - 正在进行中。

昆士兰州政府提供的检查服务。没有具体的计划信息。

82. 农业检验服务（西澳州） *Inspection services for agriculture (WA)*

执行期：1995 年 - 正在进行中。

西澳大利亚州政府提供的检查服务。没有具体的计划信息。

83. 检查服务，以减少病虫害风险（北领地） *Inspection services to minimise pest & disease risk (NT)*

实施期：2012-2015。

北领地政府提供的检查服务。没有具体的计划信息。

84. 澳大利亚植物健康：为支持强有力的生物安全实践的项目提供资金，以最大限度地减少植物害虫影响 *Plant Health Australia: funding for projects that support strong biosecurity practices that minimise plant pest impacts*



实施期限：2013 年 - 正在进行中。

Plant Health Australia 是澳大利亚政府与工业生物安全合作伙伴关系的国家协调员。PHA 的目的是让政府和行业建立强大的生物安全伙伴关系，最大限度地减少对澳大利亚的有害生物影响，增加市场准入，并有助于工业和社区的可持续发展。资金代表与病虫害检查和控制有关的具体项目。

85. 对已建立的有害生物和杂草进行管理 *Management of established pest animals and weeds measure*

实施期限：2016 年 - 正在进行中。

改善已建立的有害生物和杂草的管理，以减少其发生，分布和对农业竞争力的影响，并随后改善澳大利亚的环境和自然资源基础（土地，水和植被）。资金支持开发和实施新的或改进的控制工具或技术，建立土地所有者，社区和工业的技能和能力，协助国家协调和合作管理已建立的有害生物和杂草，以及收集和传播信息提高土地所有者和社区对虫害和杂草管理的好处以及无所作为的成本的认识。

86. 水文基础设施

基础设施支持，包括灌溉和土壤保持（NSW）

执行期：1995-2002。没有可用的计划信息。

资源管理（水）计划（北领地）

执行期：1997-2010。没有可用的计划信息。

灌溉基础设施的恢复（SA）

执行期：1998-2009。没有可用的计划信息。

排水和旱地盐度管理（SA）

执行期：1998 - 2011 年。没有可用的计划信息。

农村自然保护基金（ACT）

执行期：2000-2004。

农村自然保护基金的建立是作为生物多样性非保护区保护的财政援助计划。它支持农村土地租赁项目，这对保护 ACT 生物多样性非常重要。基金的运作由农村自然保护基金咨询委员会监督。

土壤侵蚀 - 减轻问题的地面工作（ACT）

执行期限：1996 年。无可用的计划信息。

农村蓄水设施的管理和改善（维多利亚州）

执行期：1998-2009。没有可用的计划信息。



农村基础设施（塔斯马尼亚）

执行期：1995 年 - 正在进行中。

塔斯马尼亚州政府支出与水基础设施有关。

排水网络和库存交叉口（SA）的维护

实施期：2012-2014。

由东南水源保护和排水委员会维护的地表水排水网络维护工程计划，为农业生产者提供便利。该计划包括：在土渠中化学喷洒植被；清除排水沟中的淤泥沉积物；修理或更换职业或农场通道桥梁。该计划于 2012 年 7 月 1 日开始，于 2013 年 6 月 30 日结束（2014 年最后一次付款）。

澳大利亚政府水基金 Australian Government Water Fund

执行期：2005-2008。

澳大利亚政府水资源基金（AWF）代表了澳大利亚政府对水资源基础设施，改善知识和水管理以及管理澳大利亚稀缺水资源的更好做法的投资。该基金的目标是所有地区，包括农村和地区。该基金的投资是在与国家水倡议的目标，成果和行动相一致并有助于实现的基础上进行的。该基金包括三个项目：Water Smart Australia；提高国家水标准；和社区水资源补助计划。

该基金支持实际的地下水项目，这将改善澳大利亚的水效和环境成果。社区水资源补助金不包括在报告的支出中，因为它们不涉及与农业相关的项目。

南澳大利亚河默里可持续发展计划 - 灌溉效率

实施期：2013-2018。

澳大利亚政府将在四年半的时间内为灌溉效率改进计划（南澳大利亚河默里可持续发展计划的一个组成部分）提供高达 8000 万澳元的资金。灌溉效率改进计划旨在提高南澳大利亚灌溉者的供水和使用效率，并确保约 16.8 千兆升的长期年平均产量水供联邦环境用水。该计划于 2013 年 12 月 19 日公布，预计将于 2018 年 6 月 30 日结束。

维多利亚州农场现代化项目

实施期：2013-2019。

澳大利亚政府至少在四年内为维多利亚州农场现代化项目提供高达 1 亿澳元的资金，用于支持 Goulburn-Murray 灌区约 450 个农场的农场灌溉基础设施升级。该项目产生的至少 55% 的节水将转移到联邦环境中使用，而剩余的 45% 将由灌溉者保留。该项目于 2013 年 12 月 4 日公布。前两批预计将于 2018 年 3 月 31 日结束。如果同意第三次付款，该计划将于 2019 年 5 月 31 日结束。

协助农业企业进行与水有关的基础设施（新南威尔士州和昆士兰州）

实施期限：2013 年。无可用的计划信息。

与水有关的基础设施和虫害管理

实施期限：2013 年 - 正在进行中。

澳大利亚政府正与州政府合作，为受干旱影响的农场企业提供资金，以支持改善与水有关的基础设施和虫害管理。由于目前的干旱条件，资金主要分配在昆士兰州和新南威尔士州，

但南澳大利亚现在也已作出安排。根据条件，资金可以进一步扩展到其他辖区的虫害管理计划。本协议下的虫害管理援助将由州政府通过适当的地面交付组织提供，包括自然资源管理小组和地方政府。

可持续农村用水和基础设施

实施期：2012-2013。

可持续农村用水和基础设施计划(SRWUIP)是一项投资于农村用水，管理和效率的国家计划，包括改善水资源知识和市场改革以及为环境购水。它是墨累 - 达令流域计划下“弥合差距”与可持续引水限制的关键机制，由三个主要部分组成：灌溉基础设施项目；供水和供水措施。

#### 87. 国家土地保育计划（照顾我们的国家）*National Landcare program (caring for our country)*

实施期限：2008-2013。

这些计划将提供给社区，农民和其他土地管理者。它们为各种活动提供资金，包括在私人农业用地上提供土地复垦，清理公共水道和维护海滩。因此，农业不是唯一的接受者，估计只能获得这笔资金的 10%左右。这是用于今年计算的估计值。然而，由于目前正在与计划专家一起寻求更准确的估算方法，因此将在未来修订这一数字。

#### 88. 土地保护 *Landcare*

实施期限：2008 年 - 正在进行中。

土地保育运动由全国超过 5,400 个当地团体组成。隶属于 Landcare 的群体性质各异，包括 Coastcare，以及富有成效的农业团体，'Friends of'，Bushcare，Rivercare，Dunecare 和土著团体。这些团体中的每一个都积极关注澳大利亚宝贵的土地和水资产；利用感兴趣的志愿者的帮助来保护，重建，再生和可持续地管理自然环境。澳大利亚土地保护局与联邦，州和地方政府，企业合作伙伴和赞助商以及个人合作，通过当地社区团体，土着群体以及澳大利亚超过 5,400 个 Landcare 和 Coastcare 小组的志愿者工作，每年提供数百个项目。

#### 89. 农业基础设施和就业基金 (AIJF) (维多利亚州) *Agriculture Infrastructure and Jobs Fund (AIJF) (Victoria)*

实施期限：2016 年 - 正在进行中。

耗资 2 亿澳元的 AIJF 是维多利亚州政府对农民和农业企业的承诺，旨在加强农业部门的业绩和复原力。它是推动经济增长，创造就业机会和促进出口的政府战略方向的重要组成部分。AIJF 投资促进经济基础设施和农业供应链，以提高生产力，增加出口和降低成本，使维多利亚州的农民，企业和行业保持竞争力。AIJF 的活动补充了政府对农业的重大投资，通过专注于农场以外的项目和活动来提高农场生产力，通常是农场企业无法控制和影响的事情，但这直接影响他们保持竞争力的能力。它包括两个 Streams: Program;和基础设施，包括主要基本工程和地方道路市场计划

#### 90. 区域发展基础设施基金 (南澳) *Regional Development Infrastructure Fund (South Australia)*

实施期：2011-2012。

为促进可持续经济发展的基础设施投资提供资金。RDIF 是一个每年 300 万澳元的基金于 2012 年成立，由南澳大利亚初级产业和地区部门 (PIRSA) 管理。RDIF 的申请每年评估 3



次。提交最终申请的截止日期为每年 3 月 31 日, 7 月 31 日和 11 月 30 日。符合条件的组织包括地方政府, 私营企业或行业协会。符合条件的基础设施必须支持可持续发展的经济。该项目必须位于南澳大利亚州的非大城市地区, 由南澳大利亚州政府区域定义。项目的总支出 (包括基础设施成本) 必须超过 40,000 澳元。

91. 干旱援助计划 - 商业和社区支持补助金 (南澳大利亚州) *Drought Assistance Program - Business and Community Support Grants (South Australia)*

实施期: 2009-2010。

该项目直接回应了南澳大利亚州政府对重大不利季节条件的担忧。该计划向社区团体提供高达 5000 澳元的赠款, 用于有助于农村社区应对干旱的福祉和复原力的活动。

该计划旨在与主要利益攸关方合作管理一项赠款计划, 该计划在全州范围内适用于社区团体, 以支持受干旱条件影响的农村社区的复原力, 福祉和精神。

92. 社区发展补助金 *Community Development Grants*

实施期限: 2014 年 - 正在进行中。

澳大利亚政府制定了社区发展补助金计划, 以支持促进稳定, 安全和可行的地方和区域经济所需的基础设施。该计划将资助 2013 年选举承诺和澳大利亚区域发展基金和社区基础设施赠款计划的一些未签约项目。

93. 推进农业产业计划 *Advancing Agricultural Industries Program*

执行期: 2004-2009。

包括各种元素。推进农业基金 (AgFund): 该计划为生产者团体提供赠款, 用于旨在管理商业风险和持续变化的地方举措。AgFund 向生产者团体提供高达 50,000 澳元的资金, 用于针对地方和社区层面的小组活动, 以提高行业应对变化的市场和资源环境的能力。要求农业基金申请人提供相应的捐款 (财务和实物) 以开展项目活动。行动补助金: 农业推进澳大利亚 (AAA) 一揽子计划的这一计划要素支持了提高行业竞争力和生存能力的项目, 特别是在危机时期。国家和区域一级的农业, 渔业和林业部门有资格获得资助。项目将以成果为重点, 短期, 针对特定行业或问题进行定制, 并逐案评估。行业还需要表现出真正的愿望, 即检查他们目前的立场, 并提供他们了解其经营环境的证据。行动补助金申请人被要求提供相应的捐款 (财务和实物) 以开展项目活动。行业股票需求: 农业推进澳大利亚 (AAA) 一揽子计划的这一计划要素支持各行业进行自我评估并确定优先事项。国家和区域一级的农业, 渔业和林业部门有资格获得资助。项目将以成果为重点, 短期, 针对特定行业或问题进行定制, 并逐案评估。行业申请人还被要求表现出真正的愿望, 即检查他们目前的立场, 并提供他们了解其经营环境的证据。

94. 农产品的营销和推广 (新南威尔士州) *Marketing and promotion of agricultural products (NSW)*

执行期: 1995 - 2011 年。

新南威尔士州政府的市场和促销活动。一半分配给 K1, 另一半分配给 K2。

95. 营销和推广（塔斯马尼亚）*Marketing and Promotion (Tasmania)*

执行期：1995 - 2015 年。

塔斯马尼亚州政府的市场和推广活动。一半分配给 K1，另一半分配给 K2。

96. 农业营销服务（维多利亚州）*Marketing services for agriculture (Victoria)*

执行期：1997 - 2011 年。

维多利亚州政府的市场和促销活动。一半分配给 K1，另一半分配给 K2。

97. 营销和推广 - 开发农产品市场机会（WA）*Marketing and Promotion - Development of market opportunities for agricultural products (WA)*

执行期：1995 年 - 正在进行中。

西澳大利亚州政府的市场和促销活动。

98. 农产品贸易和市场准入合作（ATMAC）计划 *Agricultural Trade and Market Access Cooperation (ATMAC) Program*

实施期限：2016 年 - 正在进行中。

农业贸易和市场准入合作计划是在农业竞争力白皮书的高级市场倡议下建立的。该举措旨在帮助打破澳大利亚农产品出口的贸易技术壁垒，确保新的和改善的优质市场准入。该计划的目标是通过与贸易伙伴，邻国和国际组织建立更牢固的关系，开放，改善和/或维持进入澳大利亚农产品海外市场的机会。ATMAC 通过以下方式支持实现计划目标的项目：

与贸易伙伴合作开展研究与开发，以帮助确定，使用，开放或改善互利的农业贸易机会

- 与海外政府和国际组织合作制定共同的法规和技术要求和标准
- 建立证据，以告知澳大利亚对国际农业贸易政策和标准倡导的立场
- 分享技术专长和研究，以增加贸易伙伴对澳大利亚生物安全，食品安全和合规制度和做法的了解，并提高他们应对外来虫害和疾病入侵的准备
- 促进良好的生物安全风险实践，提高科学能力并加强贸易伙伴和邻国的监督工作
- 帮助澳大利亚履行其国际义务，例如根据世界贸易组织“卫生和植物检疫协定”作出的承诺。

99. 维多利亚州 - 农民市场支持计划 *Victoria — Farmers' Markets Support Program*

实施期：2012-2015。

农民市场支持（FMS）计划旨在促进当地新鲜食品的农民市场的发展，并直接向消费者，整个墨尔本地区以及墨尔本大都市边缘的城郊市政当局生产。该计划还将向行业高峰机构维多利亚州农民市场协会（VFMA）提供赠款，为农民市场提供持续支持。维多利亚州区域发展局（RDV）负责管理农民市场支持（FMS）计划。该计划提供：

最高 10,000 澳元的赠款，使团体能够制定市场计划。

最高 20,000 澳元的赠款，以协助新的农贸市场，包括市场经理和摊主的培训/技能开发；宣传和营销活动；采购档位；小规模基础设施

扩展市场计划下可获得高达 20,000 澳元的赠款，以帮助正在扩大的现有农民市场。

该计划于 2011 年 7 月 1 日开始，预计于 2015 年 6 月 30 日结束。总预算为 200 万澳元。



#### 100. 阿德莱德食品计划 *Food Adelaide Program*

实施期：2009–2010。

该计划旨在促进以南澳大利亚为基地的农业和食品公司，以提高他们对国际市场竞争的曝光，获取和理解。提供资金用于支持和促进食品公司通过阿德莱德食品公司（包括农民）参加国际活动。

#### 101. 促进澳大利亚农产品计划 *Promoting Australian Produce Program*

实施期：2008–2011。

三年 500 万澳元的计划旨在帮助澳大利亚食品工业发展其能力，以更有效地向国内和出口市场推广和销售澳大利亚农产品。

根据该计划，食品行业组织可以提供 50,000 至 750,000 澳元的配套资助，以开展基于以下一项或多项活动的项目：

- 加强行业营销和推广能力
- 制定行业营销新战略
- 获得消费者洞察力
- 加强与国内和国际市场的联系。

还包括促进澳大利亚农产品（重大活动）。该项目旨在改善食品和纤维行业的合作与合作。该计划将通过支持食品和纤维行业参与者聚集的重大国家活动来鼓励跨生产，制造，营销和分销链的信息交流。

根据该计划，赠款可用于帮助举办由食品和纤维行业组织的重大国家活动，这些活动全部或部分旨在：

- 汇集食品和纤维行业参与者，鼓励整个生产，制造，营销和分销链的信息交流
- 鼓励开发和采用可提高生产率的新技术和系统
- 鼓励全行业和/或通过整合协作，有效应对气候变化和全球化带来的挑战。

促进澳大利亚农产品（重大活动）是一项可自由支配的赠款计划，在 2009 年 6 月 30 日之前可获得 300 万澳元。

#### 102. 品牌澳大利亚全球食品战略 *Brand Australia Global Food Strategy*

实施期：2013 年。

澳大利亚政府农业部正在向澳大利亚贸易委员会提供资金，以澳大利亚作为优质，安全和有竞争力的食品生产商的声誉建立和提供澳大利亚食品的独特品牌。其目的是巩固澳大利亚作为优质食品生产领导者的声誉，通过推广澳大利亚食品来增加出口机会，并提升我们国家作为可持续食品生产商的资格。申请期限为 2013 年 7 月 26 日至 2014 年 6 月 30 日。

#### 103. 小型出口商计划 *Small Exporters Package*

实施期：2015 年 - 正在进行中。

2014 - 15 年度小型出口商可享受折扣，以支付 50% 的出口登记费，最高可达 5000 美元。出口部门还与农业和水资源部合作审查出口认证费用和收费，以建议一个不会过分歧视新出口商或小出口商的费用表。该计划还资助了一些项目，以帮助改善其所在领域的小型出口商

的市场准入。

#### 104. 小型出口商计划 *Small Exporters Package*

实施期限：2014 年 - 继续上述。

2014 年 5 月 13 日，澳大利亚政府宣布四年内提供 1500 万澳元的一揽子计划，以协助小型出口商，包括三个部分：

I。2014 - 15 年将符合条件的小型出口商提供退税，以协助出口登记费用。退税将占出口登记费的 50%，最高金额为 50%

\$ 5,000。

II。审查出口费用和收费；和

III。为有助于改善小型出口商市场准入的项目提供资金。这些项目的资金将从 2015 年 7 月起提供三年。

## AUSTRALIA: ESTIMATES OF SUPPORT TO AGRICULTURE

Contact person: **Jared GREENVILLE**

Email: [Jared.GREENVILLE@oecd.org](mailto:Jared.GREENVILLE@oecd.org)

Tel : (33-1) 45 24 78 74

Fax : 33 (0)1 44 30 61 59

### DEFINITIONS AND SOURCES

**Table 1. Agricultural Support Estimates/Total Transfers** contains country Total Support Estimate (TSE) and derived indicators, which cover all agricultural production, i.e. all agricultural commodities produced in the country. Definitions of basic data sets refer to the specific programs applied in the country. For the Producer Support Estimate (PSE) and Consumer Support Estimate (CSE), each policy measure is classified according to implementation criteria, which include: the *transfer basis* of support (output, input, area/animal numbers/receipts/income, and non-commodity criteria); whether support is based on *current or non-current basis*; whether *production is required* or *not* to receive payment. Each policy measure is also assigned several "labels" indicating additional implementation criteria. "MPS commodities", which vary across countries, are those for which the market price support is explicitly calculated in Tables 4.1 – 4.16.

**Table 2. Breakdown of PSE by Commodity and Other Transfers** provides a breakdown of the total PSE into four categories reflecting the flexibility given to farmers regarding which commodity to produce within the various policy measures. These categories are: Single Commodity Transfers (SCT); Group Commodity Transfers (GCT); All Commodity Transfers (ACT); and Other Transfers to Producers (OTP). All data sets in Table 2 come from Tables 1 and 3.1 – 3.16 where definitions are included.

**Tables 3.1 – 3.15 Producer Single Commodity Transfers** contain producer SCT by commodity, which are calculated for Australia for the following commodities: wheat, barley, sorghum, oats, other grains, rice, sugar, rapeseed, sunflower, soybeans, milk, beef and veal, pig meat, poultry meat, sheep meat, wool, eggs, and cotton, provided that the value of production of that commodity exceeds 1% of the total value of production. In addition, SCT for "other commodities" is also calculated (Table 3.16), which covers transfers to *single commodities other than MPS commodities*. All data sets in the calculation of producer SCT by commodity come from Tables 1 and 4.1-4.16 where definitions are included.

**Tables 4.1 – 4.16** contain **Market Price Support (MPS)** and **Consumer Single Commodity Transfers** (consumer SCT) by commodity, calculated for the same set of commodities as **Tables 3.1 to 3.16**. Definitions are provided only for basic data sets from which all the other data sets in this table are derived.

Definitions of the indicators, criteria for classification of policy transfers included in support estimation, and methods of calculation are contained in the PSE Manual (*OECD's Producer Support Estimate and Related indicators of Agricultural Support: Concepts, Calculations, Interpretation and Use*).



**TABLE 1: Australia: Total Support Estimate**

**Definitions:**

**I. Total value of production (at farm gate):** Total agricultural production valued at farm gate prices, i.e. value (at farm gate) of all agricultural commodities produced in the country [1].

*I.1. Of which share of MPS commodities (%):* Share of commodities for which MPS is explicitly calculated (in Tables 4.1-4-16) in the total value of agricultural production.

**II. Total value of consumption (at farm gate):** Consumption of all commodities domestically produced valued at farm gate prices, and estimated by increasing the value of consumption (at farm gate) of the MPS commodities according to their share in the total value of agricultural production [(II.1) / (I.1) x100].

*II.1. Of which MPS commodities:* Sum of the value of consumption (at farm gate prices) of the MPS commodities as indicated in Tables 4.1-4.16.

**III.1 Producer Support Estimate (PSE):** Associated with total agricultural production, i.e. for all commodities domestically produced [Sum of A to G; when negative, the amounts represent an implicit or explicit tax on producers].

**A. Support based on commodity output**

*A.1. Market Price Support:* On quantities domestically produced (excluding for on-farm feed use -- *Excess Feed Cost*) of all agricultural commodities, estimated by increasing the MPS for the MPS commodities according to their share in the total value of agricultural production [( $\Sigma$ MPS for MPS commodities) / (I.1) x 100].

*A.2. Payments based on output*

No payments based on output.

**B. Payments based on input use**

*B.1. Payments based on variable input use*

**Fuel Tax Credits**

Period of implementation: 1994 – ongoing, no longer included since 2006.

From 1994 this policy was called Diesel Fuel Rebate Scheme (reported in database as Diesel fuel tax rebates) and subsequently in 2003 became the Energy Grants (Credits) Scheme. After changes in the system the scheme was renamed Fuel Tax Credits in 2006. From 1994 to 1998 the reported data includes the fuel rebate for all primary production including fuel rebate for all agriculture commodities, fishing and forestry. From 1999 to present, only includes the rebate for off-road fuel use in agriculture. Precise figures are available with a two year time lag with more recent figures estimates based on budget estimates.

- The PSE classification system states that (Principle 1):

*‘...A policy measure is considered for measurement if agricultural producers, individually or collectively, are the only, or the principal, intended recipients of economic transfers generated by it. This is sufficient criterion for inclusion of a policy measure...’*



- Under the Fuel Tax Credits program and its predecessors, agriculture was not the principal beneficiary. Fuel programs in Australia have returned fuel excise (a tax) to a range of industries and the list of industries was expanded in 2006.
- Australia requests retrospective removal of the Fuel Tax Credit program (and its predecessors) to 1996 based on the fact that agriculture never received more than 41 per cent of the total program funding in any year in that period. Agriculture has not been the principal beneficiary of Australia's fuel tax credit programs.
- From 2006, the Fuel Tax Credits program became available to a wide range of industries and meets OECD Classification Principle 3 and so is no longer included in the PSE calculation:

*'general policy measures available throughout the entire economy are not considered in the estimation of agricultural support, even if such measures create policy transfers to/from agriculture. Thus, a situation of zero support to agriculture would occur when there are only general economy-wide policies in place with no policies specifically altering the economic conditions for agriculture'.*

Use of labels: Production and payment limits: NO; Variable payment rates: YES; Input constraints: NO; Payments are included in ACT.

#### *Rural Adjustment Scheme 1988-Part A and B*

Period of implementation: 1988-1992.

The Rural Adjustment Scheme 1988 commenced on 1 January 1989 and ran until December 1992 when it was superseded by the Rural Adjustment Scheme 1992. Part A of the scheme delivered support through grants and interest subsidies and was aimed at lifting farm performance through the acquisition of improved skill levels, the adoption of technological developments, an increase in farm size or capital intensity, farm program changes and access to information on technological developments and their application, training needs and opportunities, and appropriate farm programs. Rural Adjustment Scheme 1988 Part B provided short-term interest subsidies on loans as carry-on assistance for farmers who were assessed as having prospects for long-term viability but had experienced a short-term downturn in income due to drought.

Use of labels: Production and payment limits: NO; Variable payment rates: YES; Input constraints: NO; Payments are included in ACT.

#### *Sugar Industry Assistance Package 2000- Interest rate subsidies*

Period of implementation: 2000-2002.

Sugar Industry Assistance Package commenced in 2000 and was replaced by the Sugar Industry Reform Program 2002. Interest rate subsidies were provided to sugar enterprises on loans of up to \$50,000 to enable producers to meet the expenses of replanting crops in the 2001-02 financial years. Interest rate subsidies were also provided on new or existing loans of up to \$100,000 associated with the business of producing sugar cane. The subsidy for general sugar industry loans was subject to an off-farm assets test. Transfers included in the Sugar SCT.

Use of labels: Production and payment limits: NO; Variable payment rates: YES; Input constraints: YES; Payments are included in RS.

#### *Sugar Industry Reform Program 2002-Replanting interest rate subsidy*

Period of implementation: 2002-2004.

This policy operated from 2002-2004 and discontinued with the announcement of the Sugar Industry Reform Program 2004. Interest rate subsidies were provided to sugar enterprises on loans of up to \$50,000 to enable producers to meet the expenses of replanting crops in the 2002-03 and 2003-04 financial years. The interest rate subsidies were paid over two financial years at the lower of 50% of the commercial interest rate or 5 percentage points.

Transfers included in the Sugar SCT.

Use of labels: Production and payment limits: NO; Variable payment rates: YES; Input constraints: YES; Payments are included in RS.

#### *Citrus Canker Interest Rate Subsidies*

Period of implementation: 2005-2007.

From 2005 interest rate subsidies have been made available to affected citrus growers up to a maximum of \$100 000 per year over two financial years. The interest rate subsidies assist those citrus growers and citrus production nurseries affected by the citrus canker outbreak and/or the measures imposed to deal with the outbreak.

Payments are included in GCT (all fruits and vegetables).

Use of labels: Production and payment limits: YES; Variable payment rates: YES; Input constraints: NO.

#### *Exceptional Circumstances Interest Rate Subsidies (ECIRS)*

Period of implementation: 2000-2011.

ECIRS is part of the standard assistance measures offered under the Exceptional Circumstances (EC) arrangements. ECIRS provides interest rate subsidies to farm enterprises and small businesses that are viable in the long term but are in financial difficulties due to an EC event (only farmer assistance is included in PSE). Farms must be within the EC declared area to be eligible. Farm borrowings that may be subsidized include working capital/overdraft, term loans, commercial bills, vendor debts, and equipment finance (but not equipment leases).

Use of labels: Production and payment limits: YES; Variable payment rates: YES; Input constraints: NO; Payments are included in ACT.

#### *Irrigation Industry Support Program (South Australia)*

Period of implementation: 2009-2010.

The South Australian Government is providing financial assistance to viable farm businesses to ensure the survival of citrus, vines, and other permanent plantings along the River Murray corridor. This is termed the Irrigation Industry Support Program (IISP). The program provides irrigators a reimbursement grant of up to \$260 per megalitre for water allocations purchased between 1 July 2009 and 28 February 2010, to ensure the survival of permanent plantings.

Use of labels: Production and payment limits: YES; Variable payment rates: YES; Input constraints: NO; Payments are included in ACT.

#### *Northern Territory - Fertiliser Freight Subsidy*

Period of implementation: 2003-2004.

The Northern Territory Government provide subsidies to access fertilizers.

Use of labels: Production and payment limits: YES; Variable payment rates: NO; Input constraints: NO; Payments are included in GCT (All Crops).

#### *Farm Finance Concession Loans Scheme*

Period of implementation: 2013-ongoing.

The Farm Finance Concessional Loans Scheme provides eligible farm businesses with access to concessional loans for debt restructuring or productivity enhancement activities. The loans are available to farm businesses that are experiencing difficulties servicing their current levels of debt but are viable in the longer term. Eligible farm businesses in each state and the Northern Territory will have access to the concessional loans measure in 2013-14 and 2014-15.

Use of labels: Production and payment limits: YES; Variable payment rates: NO; Input constraints: NO; Payments are included in ACT.

#### *Drought Concessional Loans Scheme*

Period of implementation: 2013-ongoing.



The Drought Concessional Loans Scheme is targeted to those farm businesses that have a financial need as a direct result of drought conditions, but are considered to be viable in the long-term. Loans of up to 50 percent of eligible farm business debt to a maximum of \$1 million will be available. Concessional loans can be used for debt restructuring, certain operating expenses and drought recovery and preparedness activities. Currently, concessional loans are available to farmers in Queensland, New South Wales, Western Australia, Northern Territory and Victoria, and it is expected South Australian producers will become eligible in due course as well.

Use of labels: Production and payment limits: YES; Variable payment rates: YES; Input constraints: NO; Payments are included in ACT.

#### 5 WA Drought Policy Reform

Period of implementation: 2010-2013.

In 2010, the Australian Government, in partnership with the Western Australian Government initiated a two-year pilot of drought reform measures in regions of Western Australia. This was in response to the national review of drought policy and tested a range of programs to inform the design of a new national approach.

Use of labels: Production and payment limits: YES; Variable payment rates: YES; Input constraints: NO; Payments are included in ACT.

#### 6 Managing Farm Risk Program

Period of implementation: 2015-ongoing.

The Managing Farm Risk Program opened for applications nationally on 29 March 2016. The program allows eligible farm businesses to access a one-off rebate for eligible costs incurred obtaining independent and professional advice to apply for a new insurance policy that assists with the management of drought and other production and market risks. Rebates (one per eligible farm business) will be 50 per cent of eligible costs incurred by the farm business (GST exclusive), up to a maximum of \$2,500. Eligible farm businesses can apply for a rebate for costs incurred engaging a suitably qualified service provider to carry out one (or more) of the following activities:

- undertaking an assessment required by an insurance provider prior to, or within 12 months of, the provider offering or refusing an insurance product
- compiling historical farm financial performance and production data
- preparing an analysis of insurance options in the context of a whole-of-farm risk assessment specific to the farm business over successive seasons.

Insurance policy premiums are not eligible for a rebate.

Use of labels: Production and payment limits: YES; Variable payment rates: YES; Input constraints: NO; Payments are included in ACT.

#### 7 Tasmanian Freight Equalisation Scheme

Period of implementation: included since 2011-ongoing.

The Scheme assists in alleviating the sea freight cost disadvantage incurred by shippers of eligible non-bulk goods moved by sea. Its objective is to provide Tasmanian industries with equal opportunities to compete in mainland markets. A claim can only be made by an eligible person (individual or company) and only for assistance with shipping eligible goods. The Scheme has different eligibility rules, depending on whether the goods are being shipped: north from Tasmania to mainland Australia; south from mainland Australia to Tasmania; or intrastate between the main island of Tasmania and either King Island or any island in the Furneaux Group (KIFG). Additional assistance is available for northbound shipments to mainland Australia from the islands of the Furneaux Group that must be sent via the main island of Tasmania and require more than one type of transport mode to complete the interstate journey. The Scheme is demand driven and uncapped, with no upper limit to the total annual payment.

Use of labels: Production and payment limits: YES; Variable payment rates: NO; Input constraints: NO; Payments are included in ACT.

8 Drought Recovery Concessional Loans Scheme

Period of implementation: 2014-ongoing.

The Drought Recovery Concessional Loans Scheme is available in New South Wales and Queensland. It provides assistance to eligible farming businesses to return to productivity and profitability after unprecedented drought conditions. Eligible farm businesses will be able to access concessional loans for expenses associated with restocking or replanting after a drought that is considered to be equivalent to, or worse than a 1 in 50 year or a 1 in 100 year rainfall deficiency. In Queensland, the loans are also available to those directly impacted by the combined effects of drought and the mid-2011 disruption to live cattle exports to Indonesia.

Use of labels: Production and payment limits: YES; Variable payment rates: YES; Input constraints: NO; Payments are included in ACT.

9. Flood Recovery Loan Scheme (Tasmania)

Period of implementation: 2016-ongoing.

Loans ranging from \$25,000 to \$250,000 for eligible businesses directly affected and located in local government areas announced as affected by flood.

Use of labels: Production and payment limits: YES; Variable payment rates: YES; Input constraints: NO; Payments are included in ACT.

10 Farm Business Concessional Loans Scheme

Period of implementation: 2016-ongoing.

Under the Farm Business Concessional Loans Scheme, Dairy Recovery Concessional loans continue to be available to farm businesses as well as Drought Assistance Concessional Loans. Drought Assistance Concessional Loans can be used for debt restructuring, new debt for operating expenses, drought recovery activities or drought preparedness activities, or a combination of these. Drought Assistance Concessional Loans assist commercially viable drought-affected Farm Businesses to continue to operate through drought conditions, recover once the season breaks and prepare for future droughts.

Use of labels: Production and payment limits: YES; Variable payment rates: YES; Input constraints: NO; Payments are included in ACT.

Dairy Recovery Concessional Loans Scheme

Period of implementation: 2016-2026.

Dairy Recovery Concessional Loans were used for debt restructuring, new debt for operating expenses or productivity enhancement activities, or a combination of these. Dairy Recovery Concessional Loans assist eligible suppliers of Murray Goulburn, Fonterra and National Dairy Products through the short term crisis cause by the May 2016 decision to retrospectively reduce farm-gate milk prices. This scheme closed for applications on 31 October 2016, but benefits will continue to accrue to farm businesses for some time because of their 10 year loan terms.

Use of labels: Production and payment limits: YES; Variable payment rates: YES; Input constraints: NO; Payments are included in MK.

Reef Trust

Period of implementation: 2013-ongoing.

The Reef Trust was a 2013 election commitment by the government, designed to combine both Australian Government and private funds, with a focus on improving water quality, restoring coastal ecosystem health and enhancing species protection. The Reef Trust is one of the key mechanisms contributing to delivery of the Reef 2050 Plan. It is an Australian Government initiative working with the Queensland Government and the Great Barrier Reef Marine Park Authority, and collaborating with natural resource management organisations, other Australian Government agencies, industry and communities.

Use of labels: Production and payment limits: YES; Variable payment rates: YES; Input constraints: YES; Payments are included in RS.



## *B.2. Payments based on fixed capital formation*

### *Deduction of the capital cost of telephone lines and electricity connections*

Period of implementation: 1985-ongoing.

This accelerated write-off provision introduced before 1985, allows capital expenditure incurred in connecting a telephone line to a primary production property and capital expenditure incurred in connecting or upgrading mains electricity to a property on which a business is conducted can be deducted in equal instalments over ten years.

Use of labels: Production and payment limits: YES; Variable payment rates: YES; Input constraints: NO; Payments are included in ACT.

### *Tax write-off for horticultural plants*

Period of implementation: 1995-ongoing.

This accelerated write-off provision introduced in 1995, allows capital expenditure incurred in establishing horticultural plants can be written off using an accelerated depreciation regime, with deductions available from the first commercial season. The cost of establishing plants with an effective life of less than three years can be written off in the first commercial year. Plants with an effective life of more than three years can be depreciated over a shorter period than their effective life using the maximum write-off periods set out in the legislation.

Transfers included in the all crops GCT.

Use of labels: Production and payment limits: YES; Variable payment rates: YES; Input constraints: NO; Payments are included in GCT (All crops).

### *Accelerated depreciation for grapevine plantings*

Period of implementation: 1995-2004.

Prior to 1 October 2004, this accelerated write-off provision introduced in 1995, allowed capital expenditure incurred in acquiring and establishing grapevines could be written off on a prime cost basis over four years, with the deductions being available from the time the vines were planted. Since 1 October 2004, new grapevine plantings are subject to the capital allowances regime applicable to horticultural plants (see separate entry). That is, the establishment costs of the grapevine may be written off at 13 per cent per annum (the write-off rate applicable to a plant with an effective life of 13 years to fewer than 30 years) with deductions available from the income year in which the grapevine's first commercial season starts.

Use of labels: Production and payment limits: YES; Variable payment rates: YES; Input constraints: NO; Payments are included in GCT (all fruits and vegetables).

### *Valuation of livestock from natural increase*

Period of implementation: 2000-ongoing.

A taxation arrangement that provides producers with a choice over how they value their livestock herds.

Use of labels: Production and payment limits: NO; Variable payment rates: YES; Input constraints: NO; Payments are included in GCT (all livestock).

### *3 year write off on water facilities for primary producers*

Period of implementation: 2004-ongoing.

From July 2004 this tax concession on water facilities allows primary producers to claim up to one third of capital expenditure on water facilities. Eligible projects include capital repairs, structural improvements and additions to any structure that conserves or conveys water. Estimated value of this benefit also includes the following two tax concessions:

- *Landcare deduction for primary producers* (current program)

Introduced before 1985, this tax deduction allows primary producers and users of rural land to claim a deduction for capital expenditure on a Landcare operation in the year that it is incurred.

Landcare operations may include soil conservation, prevention of land degradation or other related measures.

- *Water facilities and land care concession for irrigation water providers* (current program)  
From 1 July 2004, this tax deduction means certain irrigation water providers can claim an immediate deduction for capital expenditure on Landcare activities and claim a deduction for capital expenditure on water facilities over three years. The measure aligns the deductions available to primary producers and businesses using rural land with deductions available to irrigation water providers which supply those primary producers and businesses with water.

Use of labels: Production and payment limits: YES; Variable payment rates: YES; Input constraints: NO; Payments are included in ACT.

#### *Rural Adjustment Scheme 1992—Productivity improvement*

Period of implementation: 1992-1997.

This policy ceased in 1997 and was superseded by provisions of the Agriculture Advancing Australia package. Interest rate subsidy provided under the Rural Adjustment Scheme 1992 up to a maximum value of 50 % of the total interest payable on new or existing loans for up to 3 years. The total amount of interest subsidy could not exceed AUD 100 000 per applicant in any 12 month period, or a cumulative total of support of AUD 300 000 over the previous 5 years.

Use of labels: Production and payment limits: NO; Variable payment rates: YES; Input constraints: NO; Payments are included in ACT.

#### 13 *On Farm Productivity Improvement Grants (Victoria)*

Period of implementation: 2011.

A grant of up to \$3000 per farm business is available to assist eligible farmers in regions most affected by drought to implement on-farm infrastructure and productivity improvements excluding irrigation infrastructure. The grants will fund half the total cost up to a maximum grant of \$3000. Farmers are able to use the grants to undertake infrastructure improvements such as Fodder storages and systems, reticulated water systems using water troughs for stock, feed pads or feed troughs to minimise feed losses and improvements in packing sheds or on-farm nurseries for seedlings. The grants cannot be used for purchases associated with irrigation infrastructure or plant and equipment including field bins.

Use of labels: Sub-national, Production and payment limits: NO; Variable payment rates: YES; Input constraints: NO; Payments are included in ACT.

#### 14 *Riverland Sustainable Futures Fund (South Australia)*

Period of implementation: 2011-2014.

Financial support to projects that are a priority for community and economic development within the Riverland Region of South Australia. RSFF is a \$20m fund, available since 2011 for 4 years and is accessible by organisations and businesses to fund projects that "improve infrastructure, support industry attraction and help grow existing businesses". Grants are available for up to 50% of eligible project costs. Applicants must be able to demonstrate the value of the project to the State and/or the Riverland region, and how it either diversifies the economy of the region or builds on the region's competitive strengths.

Use of labels: Sub-national, Production and payment limits: NO; Variable payment rates: YES; Input constraints: NO; Payments are included in ACT.

#### 15 *NVIRP 2 On-farm Project*

Period of implementation: 2011-2014.

NVIRP 2 On-Farm Project aims to deliver farm irrigation system upgrades so that Victorian farms realise the full benefit of both off and on farm modernisation, delivering water from the dam to the plant with optimal efficiency. Water savings in the program are expected to be 20 gigalitres (LTCE) which comprise of 10 gigalitres (LTCE) of water transferred to the Commonwealth for the environment and 10 gigalitres (LTCE) retained on farms to increase productivity.



Use of labels: Production and payment limits: NO; Variable payment rates: YES; Input constraints: YES; Payments are included in ACT.

#### *Live Trade Interest Rate Subsidies*

Period of implementation: 2011.

The Australian Government provides financial assistance up to \$6.8 million to help pastoralists and service businesses affected by the Australian Government's temporary suspension of live cattle exports (the trade) to the Republic of Indonesia. This assistance is provided through the Subsidised Interest Rate scheme and subsidises interest for up to \$300,000 of new business loans, for up to two years. The scheme is available to small and medium pastoralists and service businesses that face a shortfall of working capital due to the effects of the issuing of the Export Control (Export of Live-stock to the Republic of Indonesia)

Use of labels: Production and payment limits: NO; Variable payment rates: No; Input constraints: No; Payments are included in BF.

#### Water for the Future

Period of implementation: 2010-ongoing.

Several programs make up this category. Since 2010, half of the expenditure on the following programs (the other half is assigned to J Infrastructure off-farm):

- **On Farm Irrigation Efficiency:** This Commonwealth-led competitive grant program is improving the efficiency and productivity of on-farm water use and management. This program is funded under the Sustainable Rural Water Use and Infrastructure Program as part of the Australian Government's Water for the Future initiative. The program is targeted at improving the efficiency and productivity of on-farm water use and management in the Lachlan and southern-connected Murray Darling Basin, acquire unencumbered water entitlements for the Commonwealth, and to assist communities to adjust to a future with less water. Water savings generated through the use of these programs will be shared between proponents and the environment with at least 50 per cent of the water savings transferred to the Australian Government. The Delivery Partners must be eligible organisations that have close relationships with the irrigator communities in the Southern Connected System of the Murray Darling Basin. The key role of the Delivery Partners is to design and manage the overall project that brings together a number of proponent sub-projects. Program funding is directed towards irrigations applied to primary production. The activities that fall under this category include but are not limited to: Installing new or upgrading existing irrigation infrastructure, Improving irrigated area layout or design for the purpose of improving on-farm irrigation efficiency and Ancillary equipment necessary for new or upgraded irrigation systems to function.
- **NSW Private Irrigation Infrastructure Operators Program:** This Commonwealth-led grant program aims to acquire water entitlements generated from the implementation of eligible projects to improve the efficiency and productivity of water use both off and on-farm. Water savings are shared between the Australian Government and the irrigator. This program is funded under the Sustainable Rural Water Use and Infrastructure Program which is part of the Australian Government's Water for the Future initiative. The program is open to irrigators in the New South Wales to improve the efficiency and productivity of water use both off and on-farm.
- **Supporting More Efficient Irrigation in Tasmania:** Funding up to \$140 million towards the development of modern and efficient irrigation in Tasmania, under the Sustainable Rural Water Use and Infrastructure Program of 'Water for the Future'. The Tasmanian Government has also committed funding of up to \$80 million with the remainder of funding provided by the irrigators who benefit from individual projects. This commitment aims to ensure that the water resources within Tasmania's irrigation sector are used in a sustainable and efficient manner, whilst contributing to the outcomes of Water for the Future - using water wisely and securing future water supplies; securing a long-term sustainable future for irrigation communities in the context of climate change and reduced water availability into the future; and accelerating Tasmania's implementation of National Water Initiative commitments.



- **NSW State Priority Projects:** These projects comprise a suite of water efficiency initiatives that aim to invest in efficient irrigation systems, improve water quality and increase environmental flows, install accurate meters, contribute to a sustainable future for irrigation dependent communities and return a share of water savings to the Murray-Darling Basin's rivers, wetlands and floodplains. Objectives: Metering (\$196.76 million); Basin Pipes (\$136.20 million); Irrigated Farm Modernisation (\$83 million); and Healthy Floodplains (\$49.01 million). The State is required to co-contribute 10 per cent of the project costs.
- **SA Private Irrigation Infrastructure Program:** This Commonwealth-led grant program aims to acquire water entitlements generated from the implementation of eligible projects to improve the efficiency and productivity of water use both off and on-farm. Water savings are shared between the Commonwealth and the irrigator. This program falls within the in-principle funding commitments made through the Intergovernmental Agreement on Murray Darling Basin Reform signed at COAG on 3 July 2008. This program is funded under the Sustainable Rural Water Use and Infrastructure Program which is part of the Australian Government's Water for the Future initiative. The program is open to irrigators in the South Australian Murray to improve the efficiency and productivity of water use both off and on-farm. Eligible integrated water management projects generating water savings for the Australian Government may include the following activities: Upgrading, closure, restricting or reconfiguration of water delivery systems; Upgrading of on-farm irrigation infrastructure for direct customers of eligible irrigation infrastructure operators; Installing or upgrading of on-farm meters; Upgrading or installation of delivery system operation technologies; Changes to river operation or storages where there are both environmental benefits and water savings to be achieved.
- **QLD On Farm Healthy Headwaters Water Use Efficiency Project:** This project invests in efficient irrigation systems and technologies that reduce water loss, deliver long-term economic benefits, and return a share of water savings to the Basin's rivers, wetlands and floodplains. This program is funded under the Sustainable Rural Water Use and Infrastructure Program as part of the Australian Government's Water for the Future initiative. The project assists farmers in the Queensland Murray Darling Basin to invest in water efficient irrigation systems and technologies. Phase 1 includes a detailed basin appraisal study, supporting extension, education, industry development and marketing activities and up to two rounds of on-ground (on-farm) infrastructure efficiency works. Irrigators holding tradable surface water entitlements in the Queensland Murray Darling Basin catchments are eligible to apply for funding to improve the efficiency of their on-farm irrigation infrastructure. In return for Australian Government investment in projects, applicants are required to share at least half of the project water savings to be acquired by the Australian Government for environmental priorities. Water savings nominated by applicants for permanent transfer must be an unencumbered, tradable surface allocation, and may be supplemented or un-supplemented.

Use of labels: Production and payment limits: YES; Variable payment rates: NO; Input constraints: YES; Payments are included in ACT.

### 17 First Farm Grant (Victoria)

Period of implementation: 2012.

The First Farm Grant aims to increase the proportion of young people in farming in Victoria. The initiative provides a grant of up to A\$10,000 to a young farmer (under 35 years old) to develop their farm business.

Use of labels: Production and payment limits: YES; Variable payment rates: NO; Input constraints: YES; Payments are included in ACT.

### 18 Young Farmers Duty Exemption and Concession (Victoria)

Period of implementation: 2011-ongoing.

From 1 July 2011, in Victoria, 'young farmers' buying their first farmland property are able to obtain a full stamp duty exemption on purchases worth up to A\$300,000. For the purchase of a single parcel of farmland valued between A\$300,000 and A\$400,000, a duty concession will also be available. The exemption is aimed at encouraging young people to enter and stay in the industry and applies to contracts



entered into on or after 1 July 2011. The State Tax Laws Amendment (Budget and Other Measures) Act 2013 has extended the threshold for the young farmers' duty exemption and concession on single title purchases from A\$400,000 to A\$750,000. Accordingly, eligible young farmers that purchase a single parcel of farmland for a value which does not exceed A\$600,000 will receive an exemption from duty on the first A\$300,000. A duty concession will apply for purchases of a single parcel of farmland valued in excess of A\$600,000 but not in excess of A\$750,000. The increase in the threshold will take effect from 29 June 2013, i.e. the day after the State Tax Laws Amendment (Budget and Other Measures) Act 2013 received Royal Assent.

Use of labels: Production and payment limits: NO; Variable payment rates: YES; Input constraints: NO; Payments are included in ACT.

*Intensive Animal Farming Industry Development Grant Program (Tas)*

Period of implementation: 2013-ongoing.

No program specific information. Use of labels: Production and payment limits: YES; Variable payment rates: YES; Input constraints: NO; Payments are included in PK and EG.

*Installation of water related infrastructure to assist pastoralists in SA arid lands (SA)*

Period of implementation: 2013-2015.

No program specific information. Use of labels: Production and payment limits: YES; Variable payment rates: YES; Input constraints: NO; Payments are included in GCT (All livestock).

19 *Family farm exemption (Victoria)*

~~Period of implementation: 2012-ongoing.~~

Exemption from Stamp Duty for transfer of ownership of family farm within a family. Use of labels: Production and payment limits: YES; Variable payment rates: YES; Input constraints: NO; Payments are included in GCT (All commodities).

20 *Water related infrastructure and pest (NSW and Queensland)*

~~Period of implementation: 2014-ongoing.~~

Various small programs, no program specific information. Use of labels: Production and payment limits: YES; Variable payment rates: YES; Input constraints: NO; Payments are included in GCT (All commodities).

21 *Water for the Future Priority Projects (New South Wales)*

Period of implementation: 2013-2016.

New South Wales (NSW) Water for the Future, Water Efficiency Project Funding provided for projects to assist farmers in the NSW Murray Darling Basin to invest in water efficient irrigation systems and technologies.

Use of labels: Production and payment limits: YES; Variable payment rates: YES; Input constraints: YES; Payments are included in ACT.

*Murphy Fresh - Mansfield Tomato Production Expansion (Victoria)*

Period of implementation: 2016.

Support for the expansion of Murphy Fresh's hydroponic tomato operations at Mansfield. The project involves investment of \$14.4 million in an additional 5.2 hectares of glass houses, new packing facilities, offices and infrastructure. The investment will double production to 7 million tonnes of tomatoes per annum, and will create 52 new jobs at Mansfield.

Use of labels: Production and payment limits: YES; Variable payment rates: No; Input constraints: NO; Payments are included in TM.

*Nectar Farms Stawell (Victoria)*

Period of implementation: 2016.

Government support to assist with purchase and installation of specialised vegetable washing, drying and packaging equipment to enable the company to produce food service and retail ready quality products to meet the requirement of export customers in Singapore, Malaysia, Hong Kong and Dubai. The project will create 15 new jobs at the company's site in the Macalister Irrigation District of Gippsland, and will generate export sales of \$4 million within 3 years. Dicky Bill Farming is a grower and processor/packer of fresh cut salad operating in Queensland and Gippsland, Victoria.

Use of labels: Production and payment limits: YES; Variable payment rates: YES; Input constraints: NO; Payments are included in GCT (All fruits and vegetables).

*Dicky Bill Farming (Victoria)*

Period of implementation: 2016.

Support for a hydroponic greenhouse protected agricultural cropping operation producing vine crops for the NSW, Victorian and South Australian markets.

Use of labels: Production and payment limits: YES; Variable payment rates: No; Input constraints: NO; Payments are included in GCT (All vegetables).

*Flavorite Hydroponic Tomatoes (Victoria)*

Period of implementation: 2016.

Support with the construction of a new 4.3 hectare glasshouse at its Warragul production facility. The project will create 33 new jobs and increase the production area under glasshouse by 18 per cent. Flavorite Hydroponic Tomatoes Pty Ltd (Flavorite) is based in Warragul and is Victoria's largest grower of hydroponic tomatoes, and a major supplier to domestic supermarkets.

Use of labels: Production and payment limits: YES; Variable payment rates: No; Input constraints: NO; Payments are included in TM.

*King Valley Dairy (Victoria)*

Period of implementation: 2016.

This project is the Stage 2 redevelopment by King Valley Dairy Pty Ltd of the former Moyhu Butter Factory in the King Valley. The project will redevelop this site to become a boutique production facility for the company's "Myrtleford Butter" and associated products, as well as establishing a unique food tourism facility in regional Victoria. The project will create 10 new jobs.

Use of labels: Production and payment limits: YES; Variable payment rates: No; Input constraints: NO; Payments are included in MK.

*2 Young Farmers Finance Scheme (Victoria)*

Period of implementation: 2014-2016.

The scheme is aimed at encouraging the progression of well qualified Victorian farmers into asset ownership. Finance can be provided for the purchase of stock and equipment to enable young farmers to fulfil contracting, leasing or share farming agreements. Applicants are expected to have tenure for their farming activities and make a reasonable contribution from their own savings towards the asset they are purchasing. They must demonstrate a sound knowledge of the industry chosen for their endeavours. Applicants should be no more than 40 years of age.

Loans are repayable over a term of up to eight years with a concessional interest rate below normal rural finance rates for an initial three years. At the end of the three years, commercial rates apply for the remainder of the term of the loan.

Use of labels: Production and payment limits: YES; Variable payment rates: YES; Input constraints: NO; Payments are included in ACT.



2 } *Australian Government Innovation and Investment Fund – Tasmania*

Period of implementation: 2014-ongoing.

The Australian Government Innovation and Investment Fund – Tasmania (AGIIF) is a competitive merit-based grants program. It supports new projects that create sustainable business growth and job opportunities that will help strengthen the Tasmanian economy.

Use of labels: Production and payment limits: NO; Variable payment rates: YES; Input constraints: NO; Payments are included in ACT.

*B.3. Payments based on on-farm services*

*Farm Innovation*

Period of implementation: 2000-2004.

Launched as a three-year pilot program of grants in May 2000 (discontinued in 2004), the Agriculture Advancing Australia Farm Innovation Program had the objective to encourage the adoption of innovative and already researched and trialled practices, processes, production techniques, technologies and products in the farming, fishing, food and forestry industries. Applicants needed to be registered rural businesses with an annual turnover in the range of AUD50 000 to \$3 million in any of the preceding three years, and not exceeding AUD 3 million in any one year. Projects selected for grant funding received up to 50% of eligible project costs (capital items, input costs and demonstration). Successful applicants were required to match grant funds.

Use of labels: Production and payment limits: NO; Variable payment rates: YES; Input constraints: NO; Payments are included in ACT.

*Sugar Industry Reform Program 2002- Viability test and business planning*

Period of implementation: 2002-2004.

This policy operated from 2002-2004 and was replaced by business planning initiatives in the Sugar Industry Reform Program 2004. Funding for viability tests and business planning assistance was provided to producers to enable them to examine the viability of their individual sugar enterprises. An amount of AUD1, 500 (exclusive of GST) was available to sugar enterprises for this (a limit of AUD750 of this was available for the preparation of a business assessment). This assistance ensured that sugar enterprises addressed the need to facilitate necessary change.

Transfers included in the Sugar SCT.

Use of labels: Production and payment limits: NO; Variable payment rates: YES; Input constraints: NO; Payments are included in RS.

*Sugar Industry Reform Program 2002 and 2004 – Industry Guidance Group and Regional Advisory Groups*

Period of implementation: 2002-2004.

This Sugar Industry Reform Program 2002 operated from 2002-2004 and was replaced by industry oversight groups and regional advisory groups in the Sugar Industry Reform Program 2004. The groups were set up to advise the Commonwealth and State Governments on the priorities for government programs relating to sugar in this region.

Transfers included in the Sugar SCT.

Use of labels: Production and payment limits: NO; Variable payment rates: YES; Input constraints: NO; Payments are included in RS.

*National Livestock Identification System*

Period of implementation: 2003-ongoing.

A National Livestock Identification System was agreed in 2003, with implementation compulsory in some sectors from 2005. One-off financial grants were provided to the States to assist in the implementation of this system, and to Meat and Livestock Australia to assist with development of the National Livestock



Identification System database. The National Livestock Identification System enables effective livestock identification and tracing and assists in managing animal disease outbreaks, food safety incidents and providing assurances to consumers and markets about the integrity of Australian livestock and livestock products.

Transfers included in the all livestock GCT.

Use of labels: Production and payment limits: NO; Variable payment rates: YES; Input constraints: NO; Payments are included in GCT.

#### *Rural Adjustment Scheme 1988 (Ras 88) – Skill Enhancement*

Period of implementation: 1985-1998.

Policy commenced in 1985 and ceased in 1998. It was replaced by Business and Marketing Skills measures in the Rural Adjustment Scheme 1988. Budgetary expenditure for improving farmers' farm management skills and providing professional advice, either in isolation or as part of an integrated package of measures to increase the productivity of farm businesses.

Use of labels: Production and payment limits: NO; Variable payment rates: YES; Input constraints: NO; Payments are included in ACT.

#### *AAA Farm Business Improvement Program (FarmBis)*

Period of implementation: 1997-2008.

Commencing with the 1997-98 implementation of the Agriculture Advancing Australia package, this program has also been formerly known as the Agriculture Advancing Australia FarmBis program, FarmBis- Skilling Farmers For the Future and the Farm Business Improvement Program (FarmBis). The current version of the FarmBis program started in 2004-2005 with funding support until 2007-2008 and provides financial support to assist farmers, fishers and those involved in natural resource management to participate in learning activities to improve their management skills. The program is aimed at farm business improvement and is part of the Government's Agriculture Advancing Australia package.

FarmBis support is for activities around farm financial management that enhance the skills of participants to manage their business, natural and human resources. Preference is given to group training activities.

The subsidy rate is 50 percent of eligible course costs or 75 percent for Indigenous participants. Participant's eligibility is based on meeting some criteria, including: primary producers or primary production enterprise; indigenous land owners/managers; rural land managers; training provider; fishers for commercial purposes; and group of two or more businesses.

The AAA FarmBis program ceased on 30 June 2008. The program provided assistance for primary producers, rural land managers and indigenous land managers to undertake approved education and training activities to build business and natural resource management skills.

Primary producers (including wildcatch fishers), rural land managers and indigenous land managers were eligible for subsidies of up to 65 per cent towards the costs of approved business and natural resource management education and training activities. Each participating State/Territory, through ministerially appointed bodies (FarmBis State Planning Groups), established specific eligibility criteria that applied in their jurisdiction, within the constraints of Bilateral Funding Agreements.

Use of labels: Production and payment limits: NO; Variable payment rates: YES; Input constraints: NO; Payments are included in ACT.

#### *Advanced Property Management Planning*

Period of implementation: 1997-2000.

Advanced Property Management Planning was a component of the FarmBis program implemented with the Agriculture Advancing Australia package in 1997, which ceased with the 2000 review and reforms. Describes budgetary expenditure to assist farmers to attend advanced property management training courses and to engage professional consultants in the field of advanced integrated farm management planning, taking account of financial, natural resource and regional planning.

Use of labels: Production and payment limits: NO; Variable payment rates: YES ; Input constraints: NO; Payments are included in ACT.

*Sugar Business Planning – Sugar Industry Reform Program 2004*

Period of implementation: 2004-2006.

Introduced in March 2004 under the Australian Government's Sugar Industry Reform Program 2004, this policy ceased effect in 2006. Business planning assistance up to \$2500 was provided to cane growers and harvesters receiving income support (with up to \$1500 for those not receiving income support) to develop and implement business plans, to ensure they fully assess their situation and could better position their operation for the future or consider alternative outside the industry. The cost of this program, including administration, is up to \$14 million over three years.

Transfers included in the Sugar SCT.

Use of labels: Production and payment limits: NO; Variable payment rates: YES; Input constraints: NO; Payments are included in RS.

24 *State Extension and Advisory*

Period of implementation: 1987-ongoing.

Entry describes a range of payments/policies for State Extension and Advisory services commencing in 1987 until the present. Data taken from budgetary expenditure of State governments on extension and advisory services to agricultural producers to enhance production practices, promote ecologically sustainable development, etc. State Governments report against relevant programs each year and this data is aggregated into a single line in the PSE.

Use of labels: Production and payment limits: NO; Variable payment rates: YES; Input constraints: NO; Payments are included in ACT.

25 *Pest and Disease control (State program)*

Period of implementation: 1995-ongoing.

Brings together net budgetary expenditure of State governments on disease and pest control programs. State Governments report against relevant programs each year and this data is aggregated into a single line in the PSE. Examples include South Australia's Weed Management Program aimed at eradicating Branched Broomrape weed and its Miscellaneous Pest and Disease control program aimed at miscellaneous pest and disease control, including feral camel management and control of feral pest foxes, dingoes and rabbits

Use of labels: Production and payment limits: NO; Variable payment rates: YES; Input constraints: NO; Payments are included in ACT.

*Training services (State program)*

Period of implementation: 1995-ongoing.

Brings together net budgetary expenditure of State governments on training programs. State Governments report against relevant programs each year and this data is aggregated into a single line in the PSE.

Use of labels: Production and payment limits: NO; Variable payment rates: NO; Input constraints: NO; Payments are included in ACT.

*Sugar Retraining Assistance – Sugar Industry Reform Program 2004*

Period of implementation: 2004-2007.

This assistance was announced with the Sugar Industry Reform Program 2004 and is available to 30 June 2007. Includes grants for retraining support for harvesters, mill workers and other industry employees made redundant through the reform process, as well as for growers who chose to leave the sugar industry. The Australian Government is providing up to AUD7 million (including administration) in re-training in recognition that the reform process resulted in some displacement of industry participants. Existing programs in sugar regions received additional funding over three years. Growers who receive a



Re-establishment Grant are also eligible for up to AUD2 000 in Retraining Assistance under this program to help growers develop the skills to find other careers when they leave the sugar industry.

Transfers included in the Sugar SCT.

Use of labels: Production and payment limits: NO; Variable payment rates: YES; Input constraints: NO;

Payments are included in RS.

#### *Sugar Crisis Counselling – Sugar Industry Reform Program 2004*

Period of implementation: 2004-2008.

Under this component of the Sugar Industry Reform Program 2004, up to AUD5 million is available from March 2004 to 30 June 2008 for crisis counselling services for families in the sugar industry. The funding has allowed many people from the sugar cane industry to access valuable financial counselling and family support services. These services assisted individuals and families in the sugar cane industry by providing crucial information and support such as assisting with the development of budgets and advocating on behalf of clients with creditors.

Transfers included in the Sugar SCT.

Use of labels: Production and payment limits: NO; Variable payment rates: YES; Input constraints: NO;

Payments are included in RS.

#### *Bovine Brucellosis and Tuberculosis Eradication Campaign*

Period of implementation: 1986-1997.

In 1970 industry, state, territory and the Australian government united to form the national Brucellosis and Tuberculosis Eradication Campaign (BTEC). The state of Tasmania was the first to declare B. abortus freedom in 1975. Individual state freedom continued until the last state declared freedom in 1989, and national freedom was achieved. The program involved an initial compulsory vaccination of all heifer calves aged between three and nine months, which was later followed by a reduced dose vaccination of adult cattle to reduce disease spread after prevalence had been decreased.

Use of labels: Production and payment limits: NO; Variable payment rates: NO; Input constraints: NO;

Payments are included in GCT (All livestock).

#### 26. *National weeds strategy*

Period of implementation: 2004-2012.

The objective for this program is controlling weeds of national significance threatening the natural environment and agriculture.

Transfers included in the all crops GCT.

Use of labels: Production and payment limits: NO; Variable payment rates: YES; Input constraints: NO;

Payments are included in GCT.

#### *National Feral Animal Control Strategy*

Period of implementation: 1996-2012.

No specific program information available.

Use of labels: Production and payment limits: NO; Variable payment rates: NO; Input constraints: NO;

Payments are included in GCT (All livestock).

#### *Ovine Johne's Disease Interim Surveillance Program and Ovine Johne's Disease Control and Evaluation Program (program ceased 2004)*

Period of implementation: 1998-2004.

The six-year National Ovine Johne's Disease Control and Evaluation Program, commenced in 1998 and concluded in June 2004. It was an initiative of the livestock industries and State and Australian governments and was managed at the national level by Animal Health Australia. States were responsible for managing and implementing operational aspects of the program. At the conclusion of the program the national sheep industry now has a better understanding of the extent of the disease within Australia and



also the challenges facing producers and governments who implement control and management programs. The disease was more widespread than had been initially anticipated and a traditional control program, based on regulation, is now considered unnecessarily restrictive on trade.

Transfers included in the all ruminants GCT.

Use of labels: Production and payment limits: NO; Variable payment rates: YES; Input constraints: NO; Payments are included in GCT.

#### *Citrus Canker Eradication Program*

Period of implementation: 2005-2009.

The National Citrus Canker Eradication Program was established in 2005 within the Queensland Department of Primary Industries and Fisheries to deal with an outbreak of citrus canker, detected in a commercial citrus orchard near Emerald in central Queensland in June 2004 (program ceased 23 January 2009). The costs of removal and destruction of infected trees is shared by the Australian Government (50%) and the citrus producing states.

Transfers included in the all fruits and vegetables GCT.

Use of labels: Production and payment limits: NO; Variable payment rates: YES; Input constraints: NO; Payments are included in GCT.

#### *Tuberculosis Freedom Assurance Program (program ceased 2006)*

Period of implementation: 1998-2006.

From 1998 to 2006 the Commonwealth Government contributed to a national program (co-funded by industry and the states) to maintain Australia's freedom from bovine tuberculosis. The Commonwealth provided 50% of the program's funding over the eight years of operation.

Transfers included in the all livestock GCT.

Use of labels: Production and payment limits: NO; Variable payment rates: YES; Input constraints: NO; Payments are included in GCT.

#### *Australian Plagues Locust Commission (current program)*

Period of implementation: 1987-ongoing.

Describes funding since 1987 for the Australian Plague Locust Commission, which was established in 1974 to overcome the inherent difficulties in controlling infestations of insects capable of migrating long distances across state boundaries and which pose a threat to agriculture. The Australian Plague Locust Commission monitors infestations and introduces controls as necessary to ensure plague locusts remain under control. The Commission is funded by the Commonwealth (50%) and state (50%) governments.

Transfers included in the all crops GCT.

Use of labels: Production and payment limits: NO; Variable payment rates: YES; Input constraints: NO; Payments are included in GCT.

#### *Assistance to the Vegetable industry*

Period of implementation: 2005-2008.

In 2005 the Australian Government allocated AUD3 million to help the vegetable industry to implement strategies identified in the 2005 report *Setting Directions for the Future of the Vegetable Industry*. The Australian Vegetable Industry Development Group was formed in 2006 to further this work and will encourage sustainable businesses, strengthen industry relationships and accelerate R&D priorities through training and assistance. This initiative will run until June 2008.

Transfers included in the all fruits and vegetables GCT.

Use of labels: Production and payment limits: NO; Variable payment rates: YES; Input constraints: NO; Payments are included in GCT.

#### *Wildlife and Exotic Disease Preparedness Programs*

Period of implementation: 1987-1999.

Describes a number of programs reported since 1987, consisting of Australian Government grants to the States to support State monitoring and surveillance as well as applied research, to identify and prepare for potential outbreaks of exotic diseases such as Newcastle disease, Foot and Mouth Disease and BSE. There are a number of different programs under this title, such as the feral animal control program, which support this output.

Transfers included in the all livestock GCT.

Use of labels: Production and payment limits: NO; Variable payment rates: YES; Input constraints: NO; Payments are included in GCT.

27. *Climate Change Adjustment Program*

Period of implementation: 2008-2011.

Assists farmers in financial difficulty to manage the impacts of climate change. Farm Business Analysis and Financial Assessments and professional advice and training are individually tailored to help farmers adjust to climate change and to set goals and develop action plans to improve their financial circumstances. Rural financial counsellors can assist eligible farmers to take action to improve their long term financial position. Re-establishment assistance provides farmers who sell their farms with assistance to re-establish themselves.

Use of labels: Production and payment limits: NO; Variable payment rates: NO; Input constraints: NO; Payments are included in ACT.

28. *Rural Leadership Development*

Period of implementation: 2003-2008.

Aimed at developing leadership skills of young people, women and indigenous people. Rural Leadership Development initiatives were available for rural women, young people (18-35 years) and indigenous people working in agricultural, fisheries, forestry, natural resource management and food processing industries.

Use of labels: Production and payment limits: NO; Variable payment rates: NO; Input constraints: NO; Payments are included in ACT.

29. *Agriculture Advancing Australia Farm Help*

Period of implementation: 1999-2009.

Farm Help financial grant programs are available to farmers facing severe financial difficulties and who are unlikely to obtain a loan from a financial institution. The program provides up to:

- 12 months income support (based on Newstart Allowance); and
- \$5 500 for an Advice and Training grant.

Farm Help provides support while farmers consider options for their future and take action to improve their long-term financial prospects. Farm Help also provides up to:

- \$75 000 for a Re-establishment Grant (based on asset testing as described in *Eligibility Criteria*) and/or
- \$2 500 for recipients re-entering the program requiring further advice and training.

Use of labels: Production and payment limits: NO; Variable payment rates: NO; Input constraints: NO; Payments are included in ACT.

30. *Drought Assistance – Professional Advice and Planning Grants*

Period of implementation: 2006-2012.

Professional Advice and Planning Grants (up to \$5 500, GST inclusive) enable eligible farm enterprises to access professional business and financial advice and planning assistance for the purpose of developing written business plans incorporating drought and risk management strategies. The Grants were announced on 24 October 2006 as part of a package of additional drought assistance measures. The scope and eligibility criteria were broadened on 25 September 2007. The Grants assist farm businesses to undertake viability assessments, develop written drought management plans or business plans that include drought or risk management strategies, or seek further advice on issues raised in these plans that will assist them to



effectively manage drought. Grant recipients can access an additional \$2 200 to re-evaluate their plans after a minimum of six months, providing they have applied for and used the funding prior to the program end date of 30 June 2009.

Use of labels: Production and payment limits: NO; Variable payment rates: NO; Input constraints: NO; Payments are included in ACT.

#### *Farm Co-operatives and Collaboration Pilot*

Period of implementation: 2015-2017.

The two-year \$13.8 million Farm Co-operatives and Collaboration pilot initiative will enhance the skills and capacity of farmers to identify and capitalise on opportunities for capturing greater value from the supply chain through adoption of collaborative and innovative business strategies. This will include enabling access to relevant training, advice, service and expertise. It will also address impediments in the operating environment for collaborative and innovative farm businesses, including the upskilling of farm advisers. The pilot initiative is being delivered by Southern Cross University, has a national focus and will provide advice and assistance to farmers throughout Australia who are looking to establish co-operatives or collaborative business models.

Use of labels: Production and payment limits: YES; Variable payment rates: YES; Input constraints: NO; Payments are included in ACT.

#### *National Landcare Program (NLP) - Sustainable Agriculture Small Grants Round 2015-16*

Period of implementation: 2015-2017.

The Small Grants Round is part of the National Landcare Program and complements the delivery of the Agricultural Competitiveness White Paper by supporting the resilience, competitiveness and productivity of Australian agricultural and fishing industries. The objectives of this Small Grants Round are:

- to increase the capacity and knowledge of farmers and fishers to productively and sustainably manage Australia's natural resources
- the adoption of appropriate management practices that will increase the production or improve product quality while maintaining or enhancing the natural resource base.

Applicants for the Small Grants Round were open from 5 November until 7 December 2015. The activity period for the program ends on 31 December 2017.

Use of labels: Production and payment limits: YES; Variable payment rates: NO; Input constraints: NO; Payments are included in ACT.

#### *Murray-Darling Basin Small Block Irrigator Exit Grant Package - The Irrigation Industries Workshop program*

Period of implementation: 2007-2008.

The Irrigation Industries Workshop program is a grant program targeted at five focus industries – wine-grape, horticulture, dairy, rice and cotton with \$7.5 million made available to deliver the program. The information sessions will provide irrigators with information specific to their industry and region. The aim of the sessions is to assist irrigators in the Murray-Darling Basin to manage challenges and risks associated with the current water resource issues, and broaden their planning and risk management options in order to cope with low water allocations this irrigation season. Funding allocation to each industry was based on the number of farmers and/or farming entities in the industry population group, the diversity of the sectors within that industry and the geographical dispersion of the industry across the Murray-Darling Basin.

Use of labels: Production and payment limits: YES; Variable payment rates: YES; Input constraints: NO; Payments are included in ACT.

#### ***C. Payments based on current area planted/animal numbers/receipts/income – production required***

##### *Sugar Grower Restructuring Grants*

Period of implementation: 2004-2008.



Introduced in March 2004 under the Australian Government's Sugar Industry Reform Program 2004, grants at the individual farm level for growers who choose to remain in the industry were provided by the Australian Government in 2005-2006 up to AUD40 million (including Centrelink administration) (program ceased 2006 with last payments made in 2008). The grants are available for sugar farm enterprises to undertake significant operational restructuring within the industry. They were paid in two instalments over two years. Grants are paid at a rate of AUD75 per hectare under cane (capped at AUD15 000, or AUD7,500 an instalment). Before accessing restructuring grants, growers are required to undertake Business Planning to develop an activity plan and identify appropriate strategies to maximize the anticipated benefits from the grant.

Transfers included in the Sugar SCT.

Use of labels: Production and payment limits: NO; Variable payment rates: YES; Input constraints: NO; Payments are included in RS.

33 *Payments for relief from natural disasters (State programs)*

Period of implementation: 1995-ongoing.

Various state programs based on payments to provide relief from natural disasters that fit within this category. Programs combined to one line in file.

Use of labels: Production and payment limits: NO; Variable payment rates: YES; Input constraints: NO; Payments are included in ACT.

34 *Farm Family Support*

Period of implementation: 2010-2011.

The Australian Government, in partnership with the Western Australian Government, conducted a pilot of drought reform measures in part of Western Australia. Farm Family Support (FFS) is a program under the drought pilot. FFS provides eligible farming families with income support to help them meet basic household needs. It is for farming families facing hardship. FFS also provides case management support. To receive assistance under FFS the farm business must be located in the drought pilot region, the farmer must contribute a significant part of his/her labour and capital to the farm business, the farmer must derive a significant part of his/her income from the farm business, the farmer and his/her partner must satisfy assets and income tests and meet mutual responsibility requirements and the farmer must be an Australian resident and be in Australia.

Use of labels: Production and payment limits: NO; Variable payment rates: YES; Input constraints: NO; Payments are included in ACT.

*Farm Exit Support*

Period of implementation: 2010-2011.

The Australian Government, in partnership with the Western Australian Government, conducted a pilot of drought reform measures in part of Western Australia. Farm Exit Support (FES) is a program with capped funding under the drought pilot. Grants were available for eligible farmers in significant financial difficulty who decided to sell their farm. To receive Farm Exit Support the farm must be wholly or partially located in the drought pilot region, the farmer must have owned the farm for at least five years or have taken ownership and control of the farm enterprise (due to death, illness or retirement of another family member) that has been in the family for at least five years; the farmer contributes a significant part of his/her labour and capital to, and derive a significant part of your income from, the farm enterprise; the farmer sold the farm on commercial terms and at arm's length between 1 July 2011 and 30 June 2012, for applicants in the expanded south west area of the pilot region, and between 1 July 2010 and 30 June 2012, or earlier if all program funds are fully committed before that date, for applicants in the remainder of the region, in both cases, as long as the program has funds available; immediately before the sale the farmer was effectively in control of the farm business; the farmer was an Australian resident and resided in Australia; and the farmer satisfied an assets test and had not received an exit grant, re establishment grant or restructuring grant under previous Australian Government packages

Use of labels: Production and payment limits: NO; Variable payment rates: YES; Input constraints: NO; Payments are included in ACT.

35 *Stronger Rural Communities*

Period of implementation: 2010-2011.

Stronger Rural Communities (SRC) is a program under the drought pilot. SRC provided grants of up to \$300,000, to local government authorities and community organisations to fund projects that build the resilience of rural communities and help them manage hardship resulting from an agricultural downturn.

Use of labels: Production and payment limits: NO; Variable payment rates: YES; Input constraints: NO; Payments are included in ACT.

36 *Building Farm Businesses*

Period of implementation: 2010-2011.

Building Farm Businesses is a program under the drought pilot. The program provides grants to assist eligible farm businesses to manage and prepare for the impacts of drought, reduced water availability and a changing climate. The program commenced on 1 July 2010. The available grants are: Farm Business Adaptation Grants— for eligible activities that support farm business to manage and prepare for the impacts of drought, reduced water availability and a changing climate; Landcare Adaptation Grants— for eligible activities that have a natural resource management focus, have a broader public benefit and are consistent with state and national natural resource management priorities.

Use of labels: Production and payment limits: NO; Variable payment rates: YES; Input constraints: NO; Payments are included in ACT.

37 *Carbon Farming Initiative*

Period of implementation: 2012-2016.

The Carbon Farming Initiative (CFI) allows farmers and land managers to earn carbon credits by storing carbon or reducing greenhouse gas emissions on the land. These credits can then be sold to people and businesses wishing to offset their emissions.

Use of labels: Production and payment limits: NO; Variable payment rates: YES; Input constraints: YES; Payments are included in ACT.

38 *Farm Household Allowance*

Period of implementation: 2014-ongoing.

The Farm Household Allowance (FHA) provides eligible farmers and their partners who are experiencing financial hardship with assistance and support to improve their long-term financial situation. The allowance is delivered by the Department of Human Services and is be paid fortnightly at a rate equivalent to Newstart Allowance (or Youth Allowance for those under 22 years). Support will also be provided through a dedicated case manager to help recipients assess their situation and develop a plan for the future.

Use of labels: Production and payment limits: YES; Variable payment rates: NO; Input constraints: NO; Payments are included in ACT.

***D. Payments based on non-current area planted/animal numbers/receipts/income – production required***

*Sugar Farms Intergenerational Transfer Scheme – Sugar Industry Reform Program 2004*

Period of implementation: 2004-2007.

Introduced in March 2004 under the Australian Government's Sugar Industry Reform Program 2004, the scheme aims to ensure cane farms can be more readily handed from one generation to the next through tax reductions on intergenerational transfer in the sugarcane industry. Sugarcane growers who satisfy certain criteria have a three year window of opportunity to gift their farm without attracting the disposal (gifting) of assets rules that apply to government income support payments.

Transfers included in the Sugar SCT.



Use of labels: Production and payment limits: NO; Variable payment rates: YES; Input constraints: NO; Payments are included in RS.

*Sugar Income Support – Sugar Industry Reform Program 2004*

Period of implementation: 2004-2005.

To help farming families most in need, the Australian Government's Sugar Industry Reform Program 2004 provided up to 12 month income support from 2 March 2004 to 1 March 2005 to help those growers and harvesters in financial hardship. All eligible customers had to undertake business planning activities within six months of being granted Income Support.

Transfers included in the Sugar SCT.

Use of labels: Production and payment limits: NO; Variable payment rates: YES; Input constraints: NO; Payments are included in RS.

***E. Payments based on non-current area planted/animal numbers/ receipts/income – production not required***

*Sugar Sustainability Grant*

Period of implementation: 2004-2005.

Part of the Sugar Industry Reform Program 2004, AUD146 million in Sustainability Grants was paid to growers and mills in two equal instalments in June 2004 and in September 2005. The payments were made to: mills that were engaged in the manufacture of sugar from cane (operational as at 29 April 2004); and eligible growers who supplied mills in one or more of the crushing seasons during the Base Period (2001, 2002 and 2003 seasons). An eligible grower was an (individual or corporate) entity which: had a Supply Agreement during the Base Period with the Mill Owner for the supply of cane; and at 29 April 2004, was growing sugar cane for the purpose of supplying an Eligible Mill for the 2004 crush. Payment of the second installment of the grants was conditional upon the sugar industry as a whole demonstrating evidence of reform, but there was no individual requirement for production or otherwise to receive the grant.

Use of labels: Production and payment limits: NO; Variable payment rates: YES; Input constraints: NO; Payments are included in RS.

39 *Farm Management Deposit Scheme (current program)*

Period of implementation: 1997-ongoing.

Part of the Agriculture Advancing Australia package in 1997-98, the Farm Management Deposit Scheme replaced the Income Equalisation Deposit Scheme and Farm Management Bond Scheme. The Farm Management Deposit Scheme allows farmers to reduce their tax liabilities by setting aside money in high income years and withdrawing it as income in low income years. It reports the value of tax concessions available to enhance farmers' capacity to manage the significant climatic and price risks in farming with improved financial tools.

Use of labels: Production and payment limits: NO; Variable payment rates: YES; Input constraints: NO.

*Income Equalisation Deposit Scheme*

Period of implementation: 1976-1998.

This policy ceased in 1998 and was replaced by Farm Management Deposit Scheme in the Agriculture Advancing Australia package. The value of income tax concessions to primary producers as estimated by the Industry Commission [11] [15].

Refer Farm Management Deposit Scheme for further details.

Use of labels: Production and payment limits: NO; Variable payment rates: YES; Input constraints: NO.

*Dairy Structural Adjustment Program*

Period of implementation: 1999-2009.



Announced September 1999, the Dairy Structural Adjustment Program provided quarterly installments over eight years to producers with an interest in an eligible dairy farm enterprise on 28 September 1999. The dairy farm enterprise must also have delivered milk to a company or other organisation during the 1998/99 financial year as entitlements are based on historical deliveries of manufacturing and market milk during that year. Payment of Standard Payment Rights granted to eligible dairy farmers commenced in the last quarter of 2000. An additional eligibility criterion was that a producer had not received any other types of Commonwealth assistance after the program was announced. Producers were asked to declare whether they had applied for, or received, a re-establishment grant under the Farm Family Restart Scheme (now called Farm Help) or a re-establishment grant under the Rural Adjustment Scheme or a rural partnership program.

Use of labels: Production and payment limits: Yes; Variable payment rates: YES; Input constraints: NO.

#### *Income tax exemption of Dairy Exit Program payments*

Period of implementation: 2001-2002.

Exemption from income tax of payments from the Dairy Exit Program.

Use of labels: Production and payment limits: Yes; Variable payment rates: YES; Input constraints: NO.

#### *Exemption of sugar industry exit grants*

Period of implementation: 2004-2007.

Introduced in 2003-2004 as part of the Sugar Industry Reform Program 2004, individuals who exit the industry and remain out of the agricultural industry for at least 5 years are exempt from paying Capital Gains Tax on the sale of their property.

Use of labels: Production and payment limits: YES; Variable payment rates: YES; Input constraints: NO.

#### *Income Tax averaging for primary producers*

Period of implementation: 1988-ongoing.

40 Long-standing tax concession reported since 1988, which allows farmers to be taxed at their average rate of income over a rolling 5-year period (flattening out fluctuating incomes and therefore tax brackets). The value of the concession reported from data published annually in Department of the Treasury documents (see tax concessions entry in cookbook). Value represents the difference in the agricultural sector's income tax liability with and without income averaging [7].

Use of labels: Production and payment limits: NO; Variable payment rates: YES; Input constraints: NO.

#### *Sugar re-establishment grant/exit assistance SIRP 2004*

Period of implementation: 2004-2007.

Programs formed under the Australian Government's Sugar Industry Reform Program of 2002 and 2004. Under this assistance the Australian Government provides re-establishment grants to growers who wish to leave the sugar industry for at least five years or leave agriculture altogether. Re-establishment grants are paid once the farm property has been sold or retired from cane production, or the farmer has ceased to be involved in the sugar enterprise. Customers do not have to qualify for Income Support to gain access to the Re-establishment Grant; however, assets tests do apply.

Transfers included in the Sugar SCT.

Production and payment limits: YES; Variable payment rates: NO; Input constraints: NO.

#### *Exceptional Circumstances Provision (Rural Adjustment Scheme) – Wool*

Period of implementation: 1993-1994.

From May 1993 to June 1994 interest rate subsidies were available to eligible wool producers who had experienced a short-term downturn in income as a result of the Government's decision to remove the Reserve Price Scheme for wool. Delivered as part of Exceptional Circumstances provisions under the Rural Adjustment Scheme 1992.

Use of labels: Production and payment limits: NO; Variable payment rates: YES; Input constraints: NO; Payments are included in WL.

*Exceptional Circumstance Relief payment/Drought Relief Payment—Drought*

Period of implementation: 1992-2002.

In 1994, the Drought Relief Payment was introduced to provide welfare support to farmers experiencing a temporary loss of income and it was replaced by the Exceptional Circumstances Relief Payment in 1997. The Drought Relief Payment was paid under the Farm Household Support Act 1992 to eligible farmers in areas declared to be in Exceptional Circumstances drought. Payments were made at the level of the JobSearch Allowance (the unemployment benefit). Farm assets were excluded from the assessment of applications for Drought Relief Payment, although a test on off-farm assets applied. In recognition that the difficulties of the drought would not cease immediately with the first rains, the Drought Relief Payment was to be available for six months after the Exceptional Circumstances declaration was lifted. In 1997, the Exceptional Circumstances Relief Payment was introduced as income support to replace the Drought Relief Payments. Exceptional Circumstances Relief Payments are designed to provide targeted 'last resort' income support to farm families in Exceptional Circumstances declared areas who are experiencing difficulties meeting basic living expense. Exceptional Circumstances Relief Payment help to ensure that long-term viable farm families will not be forced to leave the land due to short-term adverse events that are beyond their ability to manage. Exceptional Circumstances Relief Payments provide income support for the duration of an Exceptional Circumstances declaration (usually for up to two years). Exceptional Circumstances Relief Payment is paid to eligible farmers at the rate equivalent to the Newstart (welfare safety net payment) Allowance and is subject to an income and assets tests (except for certain farm assets which are excluded) and is reviewed every six months. While originally included as budgetary expenditure under the Agriculture Advancing Australia package, Exceptional Circumstances Relief Payments are no longer part of the Agriculture Advancing Australia package.

Production and payment limits: NO; Variable payment rates: NO; Input constraints: NO.

*Exceptional Circumstance Relief payment—Rain*

Period of implementation: 1992-1993.

No program specific information.

Production and payment limits: NO; Variable payment rates: NO; Input constraints: NO.

*Farm Family Restart Scheme (FFRS) – Income support*

Period of implementation: 1997-2004.

The Farm Family Restart Scheme commenced on 1 December 1997, and was renamed Farm Help in the 2000 review of the Agriculture Advancing Australia package, to provide short term financial assistance in the form of income support (as well as training, advice and a grant to support reestablishment outside the industry reported elsewhere). The assistance aims to help farmers while they take action to improve their long-term financial prospects, either by improving the financial performance of their farm enterprise, finding alternative sources of off-farm income or re-establishing outside farming, should they choose to do so. Income support is subject to income and non-farm assets tests. To qualify for Farm Help a person must, for a continuous period of at least 2 years before applying for the program, have been a farmer for tax purposes, largely by deriving more than 50 percent of his or her gross income from the farm enterprise.

Production and payment limits: NO; Variable payment rates: NO; Input constraints: NO.

41 *Exceptional Circumstance interim income support*

Period of implementation: 2001-2010.

Policy commenced as part of the 2000 Agriculture Advancing Australia package reforms. As a full Exceptional Circumstances declaration may take some time, farm families are eligible for interim payments if they are experiencing difficulties meeting basic living expenses in areas declared to have a *prima facie* case for Exceptional Circumstances assistance. Farmers in areas under assessment for



Exceptional Circumstances assistance (*prima facie* Exceptional Circumstances areas) are eligible to apply to Centrelink for six months of interim income support at a rate equivalent to the Newstart (welfare safety net payment) Allowance. The income support is subject to an assets and income test (except for certain essential farm assets, which are excluded). When the Government makes a full Exceptional Circumstance declaration for a *prima facie* area, Interim Income Support is replaced by the Exceptional Circumstance Relief Payment.

Production and payment limits: NO; Variable payment rates: NO; Input constraints: NO.

#### *Drought Relief Payment Scheme*

Period of implementation: 1994.

In 1994, the Drought Relief Payment was introduced to provide welfare support to farmers experiencing a temporary loss of income and it was replaced by the Exceptional Circumstances Relief Payment in 1997. The Drought Relief Payment was paid under the Farm Household Support Act 1992 to eligible farmers in areas declared to be in Exceptional Circumstances drought. Payments were made at the level of the JobSearch Allowance (the unemployment benefit). Farm assets were excluded from the assessment of applications for Drought Relief Payment, although a test on off-farm assets applied. In recognition that the difficulties of the drought would not cease immediately with the first rains, the Drought Relief Payment was to be available for six months after the Exceptional Circumstances declaration was lifted.

Production and payment limits: NO; Variable payment rates: NO; Input constraints: NO.

#### *Exceptional Circumstance Relief payment*

Period of implementation: 2002-2013.

The program provides financial assistance to farmers considered to be experiencing exceptional circumstances. Eligibility is generally determined by geographic location; specific areas are considered to be experiencing worse-than-normal drought conditions and, as such, farmers in those areas qualify for assistance.

Production and payment limits: NO; Variable payment rates: NO; Input constraints: NO.

#### *Murray-Darling Basin Small Block Irrigator Exit Grant Package*

Period of implementation: 2007-2010.

43 The \$57.1 million package available until 30 June 2009 was announced on 20 September 2008. Small block irrigators in the Murray Darling Basin affected by drought and climate change can get help to leave irrigation through the Murray-Darling Basin Small Block Irrigators Exit Grant while remaining on their farms. An Exit Grant of up to \$150,000 is available to farmers who wish to leave irrigation. In addition, a grant of up to \$10,000 is available for removal permanent plantings and other production-related infrastructure and a grant of up to \$10,000 is available for advice and training.

Program includes the Irrigation Management Grants. The government is also providing grants of up to \$20,000 (GST exclusive) to assist Murray-Darling Basin irrigators to implement water management strategies. Grants are available to help irrigators undertake a range of approved activities that address reduced water allocations and improve on-farm practices to maximise production from the water that is available. The Murray-Darling Basin (MDB) Irrigation Management Grants program provides grants of up to \$20,000 (GST exclusive) to eligible MDB irrigators to undertake a range of activities that respond to reduced water allocations and improve on-farm practices to maximise the productive use of available water. The program is available until 30 June 2009. Applicants are required to demonstrate they meet the definition of a 'farmer' for Exceptional Circumstances (EC) Relief Payment purposes. Applicants must also meet the off-farm assets test that applies to the EC Interest Rate Subsidy at the time of application. The grant is available to applicants who have an irrigation business within the MDB or draw water from the MDB as their sole source of irrigation water. The irrigation business must have existed on 25 September 2007. The grant is available to irrigators who are not Australian citizens or permanent residents.

Production and payment limits: NO; Variable payment rates: NO; Input constraints: NO



*Environment programs (State programs)*

Period of implementation: 1995-ongoing.

State programs including:

- *New South Wales*: Funding for programs for preventing and mitigating degradation of land and water resources associated with agricultural production.
- *Northern Territory Natural Resource Management*: To identify land resources and to evaluate their opportunities and constraints to ensure appropriate land management practices which conserve, enhance, and where appropriate, rehabilitate land resources and to promote and support community Landcare.
- *Tasmania*: Provision of services to agricultural producers covering policy and regulatory frameworks to ensure equitable and sustainable provision of surface and groundwater resources and to limit environmental damage and to encourage sound practices to minimise soil erosion, salination and water damage.
- *Western Australia Salinity and natural resource management*: Salinity control, soil conservation and nutrient management; land resource assessment and monitoring; engineering and water management.

Use of labels: Production and payment limits: YES; Variable payment rates: YES; Input constraints: ENV.

44 *State Natural Disaster Programs*

Period of implementation: 2015-ongoing.

Various state programs that fit within implementation criteria combined to one line.

Use of labels: Production and payment limits: YES; Variable payment rates: YES; Input constraints: NO.

45 *Transitional income support*

Period of implementation: 2007-2013.

This program is linked to the climate change adaptation program and provides short-term income support and advice and training opportunities to farmers in serious financial difficulty, while they adapt their farm to changing circumstances, including climate change.

Transitional Income Support assistance aims to provide short-term income support to facilitate continuing adjustment and exit from the industry for primary producers that are in financial difficulty or are recovering from drought. Income support payments are conditional on the farmer implementing their action plan. Farmers can access the program through Centrelink and will undertake an initial financial assessment process to determine eligibility and to assist them to understand the commercial implications of climate change.

Use of labels: Production and payment limits: NO; Variable payment rates: YES; Input constraints: NO.

**F. Payments based on non-commodity criteria**

*F.1. Payments based on long-term resource retirement*

*Tobacco Grower Adjustment Assistance Package 2006*

Period of implementation: 2006-2008.

Restructuring Grants of up to \$150 000 were available to former tobacco growers to help them adjust into alternative economic activities. Funding of up to \$45.9 million was available under the Program.

Funding under the program was available to all eligible bona fide tobacco producers. A bona fide tobacco producer must

- have held, or operated under, a producer's licence that was cancelled by the Australian Taxation Office in February 2004 for north Queensland growers and 30 September 2006 for south Queensland and Victorian growers;
- have had a shareholder interest in the relevant tobacco industry Co-operative at February 2004, for north Queensland growers and 26 October 2006 for south Queensland and Victorian growers; and

- not have been convicted of, or charged with, illicit tobacco production or trade. If a charge is ultimately withdrawn, or a conviction not recorded, then a grant may become payable
- Use of labels: Production and payment limits: NO; Variable payment rates: na; Input constraints: NO.

46 *Drought Package 2007 – Re-establishment Assistance* (made up of several programs)

Period of implementation: 2007-2013.

- Made up of three packages: EC Exit Package – Eligibility Criteria: The EC Exit Grant is available to farmers who have decided to sell the farm and leave the land. The taxable grant offers a one-off, time-limited payment of up to \$150 000 (GST inclusive) for farmers in an EC declared area (including prima facie and interim declared areas). The net asset limit for the Exit Grant is \$350 000, however if net assets exceed this limit a reduced grant is accessible. For every \$3 of assets above the threshold, the grant is reduced by \$2. If net assets exceed \$575 000 a farmer cannot receive a grant of any amount.
- The EC Advice and Retraining Grant: The EC Advice and Retraining Grant of up to \$10 000 (GST inclusive) is available to farmers and their partners who successfully applied for the EC Exit grant to access professional advice and retraining assistance to help in the planning processes associated with farm exit. The grant will assist farmers and their partners to plan and prepare for the future; and to undertake re-training to find careers and employment away from farming. The grants recognise that individual assistance and specialised advice across a range of areas is required to assist with re-establishment outside of farming due to the drought.
- The EC Relocation Grant: The EC Relocation Grant of up to \$10 000 (GST inclusive) is available to farmers and their partners who meet the eligibility requirements for the EC Exit grant and are relocating to pursue employment opportunities away from the farm. The grant aims to assist farm families in EC declared areas to access job seeking and relocation assistance so that farmers taking the EC Exit Grant will be able to move away from farming to other careers in locations around Australia.

Use of labels: Production and payment limits: NO; Variable payment rates: na; Input constraints: ENV.

*F.2. Payments based on specific non-commodity output*

*Biodiversity Fund*

Period of implementation: 2011-2018.

The Biodiversity Fund assists land managers to store carbon, enhance biodiversity and build greater environmental resilience across the Australian landscape. It provides support for the establishment of native vegetation or better management of existing native vegetation. The Biodiversity Fund is a program under the Australian Government's Land Sector Package of the Clean Energy Future plan. It is designed to help land managers establish, manage and improve the condition of native vegetation on their land as well as reduce the effects of climate change by improving landscape resilience, increasing stores of carbon and reducing greenhouse gases. The fund commenced in 2011 and will end in June 2018. The cost of measure is estimated at \$A382.9 million over the seven years.

Use of labels: Production and payment limits: NO; Variable payment rates: na; Input constraints: ENV.

*F.3. Payments based on other non-commodity criteria*

*Farm Household Support Scheme (FHS)*

Period of implementation: 1992-1997.

The Farm Household Support Scheme came into operation in March 1993, and was terminated in May 1997. The program provided up to 9 months of welfare-equivalent income support for day-to-day living expenses to those farm families who were unable to access commercial finance. If the recipient subsequently sold the farm, the income support received was converted to a grant. If not, then it was to be



repaid. When the scheme was terminated, the outstanding debts were converted to grants and the very few farmers who repaid the loan were reimbursed for the repayments they had made.

Use of labels: Production and payment limits: NO; Variable payment rates: na; Input constraints: NO.

4) *Drought Employment Program (VIC)*

Period of implementation: 2015-2016.

The program provided 92 participants with paid work and opportunities to develop their skills; better equipping them to the adverse effects of our changing climate.

Use of labels: Production and payment limits: YES; Variable payment rates: na; Input constraints: NO.

*Browsing Animal Management (Tasmania)*

Period of implementation: 2013-ongoing.

Tasmanian Government Browsing Animal Management Officers provide advice and services concerning browsing animal management including wallaby management on King Island. These staff are available to visit farms to advise on techniques and materials proven to achieve effective mitigation results and to work with landholders to develop an integrated browsing strategy tailored for their individual farming operation.

Use of labels: Production and payment limits: YES; Variable payment rates: na; Input constraints: NO.

**G. Miscellaneous payments**

48) *Young Farmers Scholarships (Victoria)*

Period of implementation: 2015-ongoing.

The Upskill and Invest – Young Farmers Scholarship program provides young farmers and those who work directly on farm. The scholarship provides up to \$5,000 towards training or study (Upskill), backed by further funds of up to \$5,000 to invest on-farm or in professional development (Invest), putting new skills into practice. The Upskill funds can be used to meet the cost of study at a university, a registered training organisation, or another quality training provider approved through the application process.

Completion of study or training unlocks the Invest funds to invest in activities that support application of learnings from the chosen study or training. This may include professional development, farm planning or other on-farm activities.

To be eligible applicants must:

- be aged 35 years or under at the time of the application close date;
- be working in a farm business in Victoria at least three days per week for the past three months;
- have at least two years of total experience on-farm; and
- be an Australian citizen or permanent resident currently residing in Victoria.

Use of labels: Production and payment limits: YES; Fixed payment rates: YES.

**III.2 Percentage PSE**  $[100 \times (\text{III.1}) / ((\text{I}) + (\text{Sum of A2 to G}))]$

**III.3 Producer NPC:** For all agricultural commodities the producer NPC is estimated as a weighted average of the producer NPC calculated for the individual MPS commodities and shown in Table 4. For each commodity Producer NPC = [domestic price received by producers (at the farm gate) + unit payments based on output] / border price (also at the farm gate).

**III.4 Producer NAC**  $[1 / (100 - (\text{III.2})) \times 100]$

**IV. General Services Support Estimate (GSSE):** total budgetary expenditure to support general services provided to agriculture [Sum of H to M].

**H. Agricultural Knowledge and Innovation System**

*H.1. Agricultural Knowledge Generation*



49

*CSIRO Plant and Animal Research*

Period of implementation: included since 1986-ongoing.

CSIRO is Australia's Commonwealth Scientific & Industrial Research Organisation. Funding allocated to CSIRO for Plant and Animal Research represents the Australian Department of Agriculture Forestry and Fisheries employing the scientific and research services of the organisation.

50

*Co-operative Research Centres*

Period of implementation: 1991-ongoing.

The Cooperative Research Centres Program was established in 1990. The Centres conduct user-driven, cooperative public-private research that is focused on users, their adoption of new developments and commercialisation where relevant. The program uses collaborative arrangements between different stakeholders.

*1998 Research package*

Period of implementation: 1998-2002.

No program information recorded.

*Egg Research and Development*

Period of implementation: 2003-ongoing.

The Australian Egg Corporation Limited (AECL), now Australian Eggs is a provider of marketing and research, development and extension (RD&E) services for the benefit of all stakeholders, principally egg producers. The body is mainly funded through statutory levies, collected under the Egg Industry Service Provision Act 2002, and Australian government funds for the purposes of 'approved' R&D. The organisation services all known Australian egg producers irrespective of their size, location or farming system and who distribute a wide variety of eggs and egg products to the local and international market..

*Pig Research and Development*

Period of implementation: 2003-ongoing.

Australian Pork Limited (APL) is a unique producer-owned organisation supporting and promoting the Australian pork industry. APL delivers integrated services that enhance the viability of our nation's pig producers at a domestic and international level. This is achieved through the delivery of marketing, export development, research and innovation and policy development, to help secure a profitable and sustainable future for Australian pork. APL is funded primarily through statutory pig slaughter levies collected under the Primary Industries (Excise) Levies Act 1999, with additional research specific funds provided by the Australian Government.

*Cotton Research and Development*

Period of implementation: 2003-ongoing.

The Cotton Research and Development Corporation (CRDC) invests in research, development and extension (RD&E) projects for the Australian cotton industry. Its purpose is to support the performance of the cotton industry, helping to increase both the productivity and profitability of our growers.

*Grape and wine Research and Development*

Period of implementation: 2003-ongoing.

The Grape and Wine Research and Development Corporation (GWRDC) invests in and directs research, development and extension (RD&E) along the whole value chain 'from vine to glass' to support a competitive Australian wine sector. GWRDC is funded by grape growers and winemakers, who pay levies on the annual wine grape crush, and the Australian Government, which provides matching funds.

*Sugar Research and Development*

Period of implementation: 2003-ongoing.

Sugar Research Australia (SRA) invests in and manages a portfolio of research, development and extension (RD&E) projects that drive productivity, profitability and sustainability for the Australian sugarcane industry. The SRA is funded by a statutory levy paid by grower and milling businesses. The SRA member and levy payers' stakeholder investment is also directly supported by Australian Government matching funds and grants from the Queensland Government and other bodies.

*R&D food and fibre (NSW)*

Period of implementation: 1995-ongoing.

Research and development activities conducted by the New South Wales State Government.

51 *R&D Enhance competitiveness of NT primary production (NT)*

Period of implementation: 1995-ongoing.

Research and development activities conducted by the Northern Territory Government.

*Meat and Livestock R&D (Queensland)*

Period of implementation: 2004.

Meat and livestock research and development activities conducted by the Queensland State Government.

52 *R&D Developing agricultural industries (Queensland)*

Period of implementation: 1995-ongoing.

Research and development activities conducted by the Queensland State Government.

*R&D Natural Resources Management Program (Queensland)*

Period of implementation: 1998-2005.

Research and development activities related to natural resources conducted by the Queensland State Government.

*R&D Pest and disease control (SA)*

Period of implementation: 2001-ongoing.

Research and development activities related to pest and disease control conducted by the South Australian State Government.

53 *R&D into agricultural industries (SA)*

Period of implementation: 1995-ongoing.

Research and development activities related conducted by the South Australian State Government.

54 *R&D Development of efficient and sustainable agricultural practices (Tasmania)*

Period of implementation: 1995-ongoing.

Research and development activities conducted by the Tasmanian State Government.

55 *R&D Victorian agricultural industries (Victoria)*

Period of implementation: 1995-ongoing.

Research and development activities related conducted by the Victorian State Government.

56 *R&D Marketing, processing, pest and disease control (WA)*

Period of implementation: 1995-ongoing.

Research and development activities related conducted by the West Australian State Government.

*Australian Animal Welfare Strategy*

Period of implementation: 2004-2014.

The Australian Animal Welfare Strategy (AAWS) was developed to examine opportunities for future improvements in the welfare of animals and to provide national and international communities with an



appreciation of animal welfare arrangements in Australia. It was jointly developed by the Australian Government, state and territory governments, industry and the community.

57 *Securing The Future-Protecting our Industries from Biological, Chemical & Physical Risks*

Period of implementation: 2004-2009.

Grants for research and development provided by the Australian Government. No further program information available.

*Rural Industry Adjustment Development Fund*

Period of implementation: 1997-2009.

No program information available.

58 *New Industries Development (NIDP) Mark II*

Period of implementation: 2001-2009.

The New Industries Development (NIDP) delivered a set of integrated strategies to support and showcase innovative small to medium Australian agribusiness enterprises commercialising new products, technologies and services and also help them in developing the skills and aptitude necessary to capture new market opportunities. The program has been closed and no further rounds will be funded, but existing grant contracts will be honoured. The program will conclude in 2008-09.

*National Food Industry Strategy Innovation Grants Program*

Period of implementation: 2002-2008.

The *Food Innovation Grants program* was a competitive; merit based granting program providing dollar for dollar matched funding to Australian-based firms to undertake research and development (R&D) projects. The program commenced in 2002 and was administered by the National Food Industry Strategy Ltd.

*The Climate Change Research Program*

Period of implementation: 2008-2011.

This program will provide funding for research projects and on-farm demonstration activities. (\$31.2 million over four years, combined with \$15 million over three years from the Climate Change and Productivity Research Program).

Provides \$46.2 million over four years to fund research and development activities to assist the agriculture sector to manage emissions; and encourage on-farm adaptation and adjustment to climate change. Funding will be provided for research projects and on-farm demonstration pilots that significantly contribute to reducing emissions and improving adaptive capacity; and encourage collaboration across research organisations and state agencies to ensure large scale funding proposals and cross sectoral application. 98% of the expenditure is assigned to knowledge generation, while 2% is for knowledge transfer.

*R&D — Value chain projects aimed at improving the competitiveness of industry sectors (South Australia)*

Period of implementation: 2011-ongoing.

A consultancy study to undertake analysis of the supply chain and undertake consumer research specific to the livestock (lamb), horticulture (potato), dairy industries. The project commenced in 2011-12 and was due to be completed in the same year — some expenditure occurred in 2012-13.

*River Murray Sustainability Program – Regional Economic Development Element (South Australia)*

Period of implementation: 2013-2017.

The National Partnership Agreement on South Australian River Murray Sustainability Program supports a healthy working Murray-Darling Basin. The Regional Economic Development Element is made up of three components:

- \$7.5 million to redevelop the Loxton Research Centre for agricultural research and collaboration



- \$5.0 million for an Industry-led Research Sub-program (IRSP) to fund projects to optimise irrigation water use and improve on-farm risk management skills to increase the productivity and market position of primary industries
- \$12.5 million for a Regional Development and Innovation Sub-program to fund projects that increase employment opportunities and economic diversification

The period of application is from 8 August 2013 to 30 June 2017.

59 *Caring for our Country — Innovation Grants*

Period of implementation: 2014-2016.

The Caring for our Country — innovation grants program provides funding between \$A250,000 and \$A1.5 million on a competitive basis for projects conducted by natural resource management bodies, non-government organisations, industry bodies and landowners to gain knowledge and capacity to adopt innovative production, resource management and supply chain management practices and processes, that will improve the productivity and sustainability of natural resource based industries. Grantees must be legal entities, usually community groups, and funding is not generally available to individual landholders. The program provides \$21.2 million in funding for 31 projects to be completed by 30 June 2016. The period of application is from January 2014 until June 2016.

*Almond Centre of Excellence (South Australia)*

Period of implementation: 2014-2017.

A \$1 million each year for four years contribution towards the establishment of an Almond Centre of Excellence. The Almond Centre will address current production limitations and provide almond growers with the ability to maximise yields by working within new environmental constraints, rather than against them. The Centre will include a research and development component.

*Improved Access to Chemicals Grants program*

Period of implementation: 2015-ongoing.

This grants program provided up to \$100,000 in support of trials required to support access to agricultural chemicals (pesticides and insecticides) for growers in Australia. The grants are to be used to support research trials required by the Australian Pesticides and Veterinary Medicines Authority (APVMA) to register new uses for agricultural chemicals not currently registered in Australia.

60 *Rural Research and Development (R&D) for Profit program*

Period of implementation: 2014-ongoing.

The Rural R&D for Profit program provides grants to the rural research and development corporations (RDCs) for collaborative research which enhances farm-gate profitability and supports the continued innovation of Australia's primary industries.

The objective of the program is to realise significant productivity and profitability improvements for primary producers through:

- generating knowledge, technologies, products of processes that benefit primary producers
- strengthening pathways to extend the results of rural R&D, including understanding the barriers to adoption
- establishing and fostering industry and research collaborations that form the basis for ongoing innovation and growth of Australian agriculture.

The mix of this program means that 50% is allocated to H1 and 50% to H2.a.

*The Australian Centre for Plant Functional Genomics (ACPFPG) (South Australia)*

Period of implementation: 2015.

The ACPFG is one of the largest cereal crop genomics facilities in the field of abiotic stress tolerance in cereals, employing more than 80 research scientists and staff. The ACPFG undertakes research in innovative applications of plant genomics technology to develop improved agricultural products.

Operations are guided by a diverse management team. The headquarters of ACPFG is based at the Plant Genomics Centre located on the University of Adelaide's Waite Campus.

*National Sterile Insect Technology facility (South Australia)*

Period of implementation: 2015-ongoing.

The South Australian Government has teamed with Horticulture Innovation Australia to build a state of the art facility at Port Augusta to develop and breed sterile male only fruit fly. Sterile Insect Technology has been used successfully around the world particularly with Mediterranean fruit fly and has been used regularly in South Australia to combat isolated outbreaks of Medfly from Western Australia. SIT works by first knocking down wild fly populations to low levels and then flooding the remaining population with sterile male flies. These flies mate with any female flies in the population and this results in population collapse.

*Macalister Irrigation District (MID) Planning (VIC)*

Period of implementation: 2016.

This project will draw together current information about shelterbelt design for irrigation areas as well as constructed shade options. The project will extend the information through the production of a booklet and hold a field day to promote shade and shelter options for MID dairy farmers.

*Horticulture Innovation Fund, Regional Jobs Fund (VIC)*

Period of implementation: 2015-ongoing.

Provide grants up to \$50,000 to horticulture businesses to partner with research organisations to deliver applied research and development projects for industry.

6 | *Regional Co-Innovation Clusters program (South Australia)*

Period of implementation: 2014-ongoing.

Innovation clusters are a widely recognised concept used worldwide as an effective means to stimulate urban and regional economic growth. It is now widely accepted that the productivity and competitiveness of industries that participate in such an initiative, improves significantly. The Regional Co-Innovation Clusters program designed by PIRSA is a networking and cluster awareness program to assist project participants get the optimum benefits from enhanced collaboration. This program consists of a series of workshops focusing on leadership, collaboration, networking and divergent thinking.

*H.2. Agricultural Knowledge Transfer*

*H2.a. education*

6 | *Farmready*

Period of implementation: 2008-2011.

The Australian Government has allocated \$26.5 million over four years to boost training opportunities for primary producers, and to enable industry, farming groups and natural resource management groups develop strategies to adapt and respond to the impacts of climate change. Two grants are available through the FarmReady program:

- FarmReady Reimbursement Grants - primary producers and Indigenous land managers are able to claim up to \$1 500 each financial year to attend approved training courses, with funding also available to cover excess travel, accommodation and child care expenses.
- FarmReady Industry Grants – up to \$80 000 each financial year is available to eligible industry, farming and natural resource management groups for projects that develop strategies to manage climate change impacts.

3 | *Securing the future - protecting our industries from biological chemical and physical risks*



Period of implementation: 2004-2009.

In 2005-06, the Securing the Future program covered a broad range of activities and programs to minimize risk and develop standards in biological, chemical and physical risk management. Initiatives include training staff in incident management, launching an online chemical permit system and building awareness of security threats to agriculture and the food supply chain. This program replaced "Building a National Approach to Animal and Plant Health" which ceased June 2004.

*Climate change research program*

Period of implementation: 2008-2011.

No program information available.

64 *Community Networks and Capacity Building*

Period of implementation: 2008-2011.

This Program aims to build the leadership and representative capacity of target groups to strengthen community resilience and the productivity of primary industries.

These groups include:

- women
- youth
- indigenous Australians and
- people from culturally and linguistically diverse backgrounds.

With increased access to tools and resources, these groups can improve their leadership and management skills, increase participation in industry and more effectively contribute to government and industry decision making. Through CNCB the Australian Government supports a number of initiatives that help to achieve these goals.

65 *Industry Skills Councils-Agrifood Skills Australia*

Period of implementation: 2012-2017.

The Australian Government provides funds to Agrifood Skills Australia Industry Skills Council to engage with the agriculture sector to develop nationally agreed occupational standards (vocational qualifications). Nationally agreed occupational standards (vocational qualifications) provide a nationally consistent standard against which workers can gain skills, re-skill and up skill. Workforce development advice is available to ensure that training or skills development meets the needs of the enterprise or individual. The current funding agreement is from 1 July 2011 to 30 June 2014.

66 *Clean Energy Future — Creating Opportunities on the Land — extending the benefits of the Carbon Farming Initiative*

Period of implementation: 2011-2015.

The Department of Agriculture is administering elements of the Carbon Farming Futures (CFF) program under the Clean Energy Future – Creating Opportunities on the Land – extending the benefits of the Carbon Farming Initiative (CFI) measure. The CFF program assists farmers and land managers to access advances in land management practices and abatement technologies to reduce agricultural greenhouse gas emissions and assist them adapt to enhanced productivity and sustainable land use. These advances will allow farmers and other landholders to benefit from the economic opportunities of the CFI while assisting Australia in achieving its long term emission reduction targets.

- Filling the Research Gap (2011–12 to 2016–17) - supporting research into new technologies and practices for land managers to reduce emissions and store carbon in the landscape. The program is also funding a national survey to identify existing land management practices.
- Action on the Ground (2011–12 to 2016–17) - assisting industry and farming groups undertake on farm trials to apply research outcomes in real farming situations.



- Extension and Outreach (2011–12 to 2016–17) - providing technical information and support to assist farmers, land managers and their key influencers to participate in land sector emissions management activities and the CFI.
- Conservation tillage refundable tax offset - providing a 15 per cent refundable tax offset (RTO) for new eligible conservation tillage equipment, jointly delivered with the Australian Taxation Office (ATO). The funding for this measure is administered by the ATO. As part of the Government's commitment to repeal the carbon tax, it has proposed that the RTO will be terminated one year earlier than originally planned on the 30 June 2014.

The CFF program commenced on 10 July 2011 and is scheduled to end on 30 June 2017.

67 *Climate Change Adjustment Program — Advice and Training Grant*

Period of implementation: 2012.

Funding for primary producers to access specialised advice across a range of areas to assist them to adjust to the impacts of climate change. This program ended on 30 June 2012.

*The Management and Protection of Land (South Australia)*

Period of implementation: 2014.

Responsibilities include making a determination on whether land management practices or activities could result in or could reasonably be expected to result in unreasonable degradation of land or an unreasonable risk of degradation of land. Key roles include consulting with land owners and offering advice on land degradation issues, providing landowners with technical advice to manage areas at reasonable risk of land degradation or areas of unreasonable risk of degradation of land and working with the Agricultural industry groups and individual farmers to obtain local knowledge and information.

68 *Rural Research and Development (R&D) for Profit program*

Period of implementation: 2014-ongoing.

The Rural R&D for Profit program provides grants to the rural research and development corporations (RDCs) for collaborative research which enhances farm-gate profitability and supports the continued innovation of Australia's primary industries. The objective of the program is to realise significant productivity and profitability improvements for primary producers through:

- generating knowledge, technologies, products or processes that benefit primary producers
- strengthening pathways to extend the results of rural R&D, including understanding the barriers to adoption
- establishing and fostering industry and research collaborations that form the basis for ongoing innovation and growth of Australian agriculture.

The mix of this program means that 50% is allocated to H1 and 50% to H2.a.

69 *Royalties for Regions (Western Australia)*

Period of implementation: 2014-ongoing.

Royalties for Regions is a grants program aimed at developing Western Australia's regional areas. The majority of grants are not specific to the agriculture sector but the following grants were noted for assisting farmers.

- Boosting Biosecurity Defences: The project is building significant capacity within the agricultural sector and within all levels of government to better understand and transform the management of state wide biosecurity risks, to protect and enhance WA's agricultural industries.
- Regional Natural Resource Management – Carbon Farming: To meet the costs associated with the analysis of current and emerging policy, legislation and science, opportunity and risk analysis, the development of farm-based carbon farming information and accounting tools as well as the organisation and presentation of an awareness program.
- E-Connected Grainbelt – Regional Community Services Fund: To help Western Australian grain growers will make better informed management decisions through enhanced flow of information

between growers, consultants, suppliers, buyers and researchers as well as improved decision tools.

#### *H2.b. extension services*

##### 70 *Healthy Soils and Premium Food (South Australia)*

Period of implementation: 2016-ongoing.

The Healthy Soils for Premium Food Program engages with regional and agricultural industry delivery partners to encourage the adoption of improved farming practices, promote the integration of sustainable agriculture with the management of natural resources, and improve the sustainable management of soil that underpins the production of premium food.

##### 71 *Industry Development and Extension (South Australia)*

Period of implementation: 2015-ongoing.

Payments to industry organisations to support primary and food producers improve management skills and production efficiencies.

##### 72 *Rural leadership Program (South Australia)*

Period of implementation: 2009-2013.

The South Australian Rural Leadership Program is a six day residential program held annually for 20 participants who demonstrate their potential for leadership roles in rural industries and communities. It is designed to help community, industry and support agency members who are interested in making a greater contribution to their community and recognise the need for greater skill development.

South Australian Rural Leadership Program

- provides exposure to a range of specialised professional leadership development opportunities and experiences for people working in rural industries in South Australia;
- will energise new and existing rural leaders to expand their ability to stimulate rural industry and community development; and
- will establish a network of rural leaders who can share creative ideas and promote opportunities for partnerships between individuals, communities, and industries.

The goals of the program are to:

- Encourage and provide potential leaders with the skills, motivation and confidence to seek an active role in addressing current and future issues affecting their local communities and agricultural industries.
- Produce leaders who are capable of developing and articulating a shared community vision, have the ability to engender enthusiasm and commitment in their regional community, and possess a greater understanding of the concepts of community involvement in planning for their local communities future.

Empower individuals to develop an innovative culture within their local communities, businesses, and industries throughout regional South Australia.

#### ***I. Inspection and Control***

##### *I.1. Agricultural product safety and inspection*

##### 73 *Inspection services for safe and ethical food and fibre systems (Queensland)*

Period of implementation: 2001-ongoing.

Inspection services provided by Queensland State Government. No further information available.

##### 74 *National Produce Monitoring System*



Period of implementation: 2013.

The system is designed to provide data on chemical residue status of Australian grown fruit and vegetable crops for which there is no or limited residue monitoring data.

The period of application is from 1 July 2013 to 30 June 2014.

### *1.2. Pest and disease inspection and control*

75 *Inspection services for management of pest and disease threats to plant and animal industries (South Australia)*

Period of implementation: 2000-ongoing.

Inspection service provided by South Australian State Government. No specific program information available.

76 *Inspection service for management of pesticide and veterinary medicine risks in animal and plant industries (South Australia)*

Period of implementation: 2000-ongoing.

Inspection service provided by South Australian State Government. No specific program information available.

77 *Inspection Services for Agriculture (Tasmania)*

Period of implementation: 1995-ongoing.

Inspection service provided by Tasmanian State Government. No specific program information available.

78 *Inspection services for agriculture (Victoria)*

Period of implementation: 1997-1999.

Inspection service provided by Victorian State Government. No specific program information available.

79 *Safe food production (NSW)*

Period of implementation: 2004-ongoing.

Inspection service provided by New South Wales State Government. No specific program information available.

*Inspection Service - Animal Health (ACT)*

Period of implementation: 2003-2011.

Inspection service provided by Australian Capital Territory Government. No specific program information available.

*Quarantine Research and Preparedness Plan*

Period of implementation: 2007-2001.

Work with the horticulture sector to develop and implement a National Fruit Fly Strategy, increase diagnostic capability and commence planning to increase capacity for on-farm biosecurity plans.

*Other Exotic Disease Preparedness Program*

Period of implementation: 1997-ongoing.

Funding of exotic disease preparedness activities usually in relation to diseases that affect livestock. Projects are agreed under the Exotic Animal Disease (EAD) Primary Industry Standing Committee (PISC) and Primary Industry Ministerial Council (PIMC) approved preparedness strategies.

80 *Plant Pest Eradication (Current Program)*

Period of implementation: 2007-ongoing.

Funding of Ministerial Council decisions on eradication of plant pests (diseases, insects and weeds). A national consultative committee, chaired by the Chief Plant Protection Officer, assesses and makes



recommendations on eligibility for eradication through subsidiary committees to PIMC/NRMMC. The consultative committee manages the expenditure of funds to implement decisions that are nationally agreed by PIMC/NRMMC.

81 } *Biosecurity protection Services (Queensland)*  
Period of implementation: 2001-ongoing.  
Inspection service provided by Queensland State Government. No specific program information available.

82 } *Inspection services for agriculture (WA)*  
Period of implementation: 1995-ongoing.  
Inspection service provided by Western Australian State Government. No specific program information available.

83 } *Inspection services to minimise pest & disease risk (NT)*  
Period of implementation: 2012-2015.  
Inspection service provided by Northern Territory Government. No specific program information available.

84 } *Plant Health Australia: funding for projects that support strong biosecurity practices that minimise plant pest impacts*  
Period of implementation: 2013-ongoing.  
Plant Health Australia is the national coordinator of the government-industry partnership for plant biosecurity in Australia. The purpose of PHA is for government and industry to have a strong biosecurity partnership that minimises pest impacts on Australia, enhances market access and contributes to industry and community sustainability. Funding represents specific projects related to pest and disease inspection and control.

#### *Animal Health Australia*

Period of implementation: 2013-ongoing.

The Australian Government provides funding to Animal Health Australia (AHA) for its general operations to facilitate improvements in Australia's animal health policy and practice. AHA builds capacity to enhance emergency animal disease preparedness, to ensure that Australia's livestock health systems support productivity, competitive advantages and preferred market access, and to contribute to the protection of human health, the environment and recreational activities.

#### *Stronger Biosecurity and Quarantine Initiative (SBQI)*

Period of implementation: 2014-ongoing.

The measure (SBQI) delivers the government's election commitment of a competitive agricultural sector through strengthening Australia's biosecurity and quarantine capabilities. Its three elements provide resources to facilitate both rapid response and containment of pest and disease incursions and a focus on import risk analysis (IRA) and quarantine arrangements that better integrate science to minimise the risk of exotic pest and disease incursions. The rapid response capability that the SBQI provides also assists to maintain Australia's market access.

#### *Improving Wild Dog control (Victoria)*

Period of implementation: 2015-ongoing.

Under the Catchment and Land Protection Act 1994 a landowner must, in relation to his or her land, take all reasonable steps to prevent the spread of, and as far as possible eradicate established pest animals such as wild dogs. The control of wild dogs on public land, including in remote and inaccessible areas, is largely undertaken by the Victorian Department of Environment Land Water and Planning (DELWP).

The Australian Government provided, to the Victorian Government, conditional approval under the Environment Protection and Biodiversity Conservation Act 1999 (EPBC Act) to conduct aerial baiting using 1080 poison baits at 6 sites across Gippsland and North East Victoria until 2019. Baiting is undertaken in hard-to-reach areas of Gippsland and north-east Victoria to continue the management of wild dogs and reduce stock losses for rural landholders.

#### *Plant Biosecurity Division Programs*

Period of implementation: 2016-ongoing.

Various programs relating to pest and disease control relating to agriculture products including:

- National Surveillance Workshop
- Implementing the National Plant Biosecurity Diagnostics Strategy
- eLearning for Registered Crop Monitors for nectarines
- National plant health surveillance program
- National exotic fruit fly surveillance program
- National grower-led plant health surveillance system
- Grant to improve biosecurity capabilities for demonstrating pest area freedom
- Grant to investigate the use of smart traps in fruit fly surveillance
- National Bee Pest Surveillance Program Enhancements
- National diagnostic protocols and standards development
- Evaluation of biological collections to support trade, biosecurity and market access
- Upgrade of the National Plant Biosecurity Diagnosticians Network
- Annual surveillance workshop 2018.

#### 85 *Management of established pest animals and weeds measure*

Period of implementation: 2016-ongoing.

To improve the management of established pest animals and weeds to reduce their incidence, distribution and impact on agricultural competitiveness and subsequently improve Australia's environment and natural resource base (land, water and vegetation). Funding is supporting the development and implementation of new or improved control tools or technologies, building the skills and capacity of landholders, the community and industry and assisting in national coordination and collaboration to manage established pest animals and weeds, as well as collecting and disseminating information to build awareness amongst landholders and the community of the benefits of pest animals and weeds management and costs of inaction.

#### *Surveillance and Emergency Response System (SERS) (South Australia)*

Period of implementation: 2014-ongoing.

The SERS software is an enabling software package designed serve as a database for the recording of all disease investigations and has the capacity for epidemiological analysis of disease reports; record all activities associated with disease control/eradication efforts; and, has the capacity for strategic analysis of such work so as to underpin critical decision-making.

#### *I.3. Input control*

No programs.

### ***J. Development and maintenance of Infrastructure***

#### 86 *J.1. Hydrological Infrastructure*



*Infrastructure support, including irrigation and soil conservation (NSW)*

Period of implementation: 1995-2002.

No program information available.

*Resource Management (Water) Program (NT)*

Period of implementation: 1997-2010.

No program information available.

*Rehabilitation of irrigation infrastructure (SA)*

Period of implementation: 1998-2009.

No program information available.

*Drainage and dry land salinity management (SA)*

Period of implementation: 1998-2011.

No program information available.

*Rural Conservation Fund (ACT)*

Period of implementation: 2000-2004.

The Rural Conservation Fund was established to as a financial assistance scheme for the off-reserve conservation of biodiversity. It supported projects for leased rural land that is important to the conservation of the biodiversity of the ACT. Operation of the Fund is overseen by the Rural Conservation Fund Advisory Committee.

*Soil erosion – on-ground work to alleviate problems (ACT)*

Period of implementation: 1996.

No program information available.

*Management and improvement of rural water storage facilities (Victoria)*

Period of implementation: 1998-2009.

No program information available.

*National Action Plan for Salinity and Water Management*

Period of implementation: 2001-2007.

The National Action Plan for Salinity and Water Management provides financial support to communities and land managers in 21 highly affected regions to invest in. measures to improve salinity and water management, such as the protection and rehabilitation of waterways, improvements to native vegetation, engineering works, and land and water use changes.

*National Landcare Program - for payment to the Natural Resources Management Reserve*

Period of implementation: 1997-2013.

Landcare is a community and volunteer-based movement that aims to increase adoption of sustainable land management practices. The Natural Resources Management Reserve is the fund used to conduct activities. Elements related to water infrastructure included.

*Australian Government Water Fund*

Period of implementation: 2005-2008.

The Australian Government Water Fund (AWF) represents an investment by the Australian Government in water infrastructure, improved knowledge and water management, and better practices in the stewardship of Australia's scarce water resources. The fund targets all areas including rural and regional areas. Investment under the fund were made on the basis that it is consistent with, and helps to achieve, the objectives, outcomes and actions of the National Water Initiative. The Fund comprises three programs: Water Smart Australia; Raising National Water Standards; and the Community Water Grants programs.



The Fund supports practical on-ground water projects that will improve Australia's water efficiency and environmental outcomes. The Community Water Grants are not included in reported spending as they are not directed towards agriculture-related projects.

#### *Water for the Future*

Period of implementation: 2010-ongoing.

Since 2010, half of the expenditure on the following programs is assigned to general support.

- *On Farm Irrigation Efficiency*
- *NSW Private Irrigation Infrastructure Operators Program*
- *Supporting More Efficient Irrigation in Tasmania*
- *NSW State Priority Projects*
- *SA Private Irrigation Infrastructure Program*
- *QLD On Farm Healthy Headwaters Water Use Efficiency Project*

The other half is assigned to B2 based on fixed capital formation, on farm irrigation infrastructure. See B2 for details of the implementation of each program.

#### *Rural infrastructure (Tasmania)*

Period of implementation: 1995-ongoing.

Tasmanian State government expenditure related to water infrastructure.

#### *Maintenance of drainage network and stock crossings (SA)*

Period of implementation: 2012-2014.

A maintenance works program for the surface water drainage network maintained by the South Eastern Water Conservation and Drainage Board for the benefit of agricultural producers. The program includes: Chemical spraying of vegetation in the earthen drains; Removal of silt deposits in the drains; Repairs or replacement of occupation or farm access bridges. The program commenced on 1 July 2012 and ended on 30 June 2013 (last payments 2014).

#### *South Australian River Murray Sustainability Program – Irrigation efficiency Element*

Period of implementation: 2013-2018.

The Australian Government is providing up to \$80 million over four and a half years for the Irrigation Efficiency Improvements program (a component of the South Australian River Murray Sustainability Program). The Irrigation Efficiency Improvements program aims to increase the efficiency of water delivery and use by South Australian irrigators, and secure around 16.8 gigalitres of long term annual average yield water to the Commonwealth for environmental water use. The program was announced on 19 December 2013 and is expected to end by 30 June 2018.

#### *Victorian Farm Modernisation Project*

Period of implementation: 2013-2019.

The Australian Government is providing up to \$100 million over at least four years for the Victorian Farm Modernisation Project to support on-farm irrigation infrastructure upgrades on approximately 450 farms in the Goulburn-Murray Irrigation District. At least 55% of the water savings generated by the project will be transferred to the Commonwealth for environmental use while the remaining 45% will be retained by irrigators. The project was announced 4 December 2013. The first two tranches are expected to end by 31 March 2018. If a third tranche is agreed, the program will end by 31 May 2019.

#### *Assistance to farm businesses for water related infrastructure (for NSW & QLD)*

Period of implementation: 2013.

No program information available.

#### *Water related infrastructure and pest management*

Period of implementation: 2013-ongoing.

The Australian Government is providing funding to drought affected farm businesses, in partnership with signatory state governments, to support the improvement of water-related infrastructure and pest management. The funding has been allocated primarily in Queensland and New South Wales, due to their current drought conditions, however arrangements are also now in place for South Australia. Depending on conditions, funding may be further extended to pest management programs in other jurisdictions. The assistance for pest management under this agreement will be provided by state governments through appropriate on-ground delivery organisations, including natural resource management groups and local governments.

#### *The Sustainable Rural Water Use and Infrastructure*

Period of implementation: 2012-2013.

The Sustainable Rural Water Use and Infrastructure Program (SRWUIP) is a national program investing in rural water use, management and efficiency, including improved water knowledge and market reform, and water purchase for the environment. It is the key mechanism to 'bridge the gap' to sustainable water diversion limits under the Murray-Darling Basin Plan and consists of three main components: irrigation infrastructure projects; water purchase and supply measures.

### *J.2. Storage, marketing and other physical infrastructure*

#### *National Landcare program (caring for our country)*

Period of implementation: 2008-2013.

These programs are delivered to communities, farmers and other land managers. They provide funding for a wide range of activities, ranging from providing land rehabilitation on private agricultural land to cleaning up public waterways and maintaining beaches. Thus, agriculture is not the only recipient, and is estimated to receive only about 10 per cent of this funding. This is the estimate being used for this year's calculations. However this figure will be revised in future as more accurate estimation methods are currently being pursued with program experts.

#### *Landcare*

Period of implementation: 2008-ongoing.

The Landcare movement is made up of more than 5,400 local groups across the nation. The groups that fall under the Landcare umbrella are varied in nature, including Coastcare, as well as productive farming groups, 'Friends of', Bushcare, Rivercare, Dunecare and indigenous ranger groups. Each of these groups actively cares for Australia's invaluable land and water assets; utilising assistance from interested volunteers to safeguard, rebuild, regenerate, and sustainably manage the natural environment. Landcare Australia works collaboratively with federal, state and local governments, corporate partners and sponsors, and individuals, to deliver hundreds of projects annually through the volunteer efforts of local community groups, indigenous groups, and the more than 5,400 Landcare and Coastcare groups across Australia.

#### *Environmental Stewardship program*

Period of implementation: 2008-ongoing.

Environmental Stewardship Program provides long-term support for private landholders to maintain and improve the condition of matters of national environmental significance under the Environment Protection and Biodiversity Conservation (EPBC) Act 1999.

#### *National Heritage Trust*

Period of implementation: 2008-ongoing.

Budgetary expenditure under the National Heritage Trust for the rehabilitation of the Murray-Darling Basin, with a view to achieving a sustainable development of the Basin, by: reducing salt and nutrient



levels in the river system; developing integrated catchment plans for all Murray-Darling catchment areas and commence major on-ground works to address land and water degradation; restoring riparian land systems, wetlands and floodplains; improving the health of key river systems; and encouraging ecological and sustainable land use by reducing salinity and water logging in irrigated areas.

*Infrastructure Services (NT)*

Period of implementation: 1996-2004.

No program information available.

*Regional Assistance programs (NT)*

Period of implementation: 1997-1999.

No program information available.

*Primary industry productivity enhancement scheme - concessional loans for producers to enhance long-term sustainability (Queensland)*

Period of implementation: 1996-1999.

No program information available.

*Infrastructure - Capital works for Government support services to agriculture (WA)*

Period of implementation: 1996-ongoing.

Expenditures by West Australian State Government.

*Infrastructure services (Queensland)*

Period of implementation: 1997-2000.

Expenditures by Queensland State Government.

*SIIP (sugar industry infrastructure program)*

Period of implementation: 2003.

The SIIP package, (comprising joint State/Commonwealth funding, and industry funding), comprised 12 projects principally for irrigation, water management and transport infrastructure in the cane growing areas from Cairns to Harvey Bay.

*Agriculture Infrastructure and Jobs Fund (AIJF) (Victoria)*

Period of implementation: 2016-ongoing.

The \$A200 million AIJF is the Victorian Government's commitment to farmers and agribusinesses to strengthen the performance and resilience of the agriculture sector. It is a key component of the Government's strategic direction to drive economic growth, create jobs and boost exports. AIJF invests in enabling economic infrastructure and agriculture supply chains to boost productivity, increase exports and reduce costs so Victorian farmers, businesses and industries can stay competitive. AIJF activities complement the government's significant investment in agriculture to drive productivity on-farm by focusing on projects and activities typically beyond the farm gate, often on things beyond the control and influence of farm businesses, but which directly impact on their capacity to remain competitive. It comprises two Streams: Program; and Infrastructure, which includes Major Capital Works and Local Roads to Market Program

*Northern Australia Beef Roads Program*

Period of implementation: 2016-ongoing.

The intent of the \$100 million Northern Australia Beef Roads Program (Beef Roads Program) is to make targeted upgrades to key roads necessary for transporting cattle, with the objective of improving the reliability, productivity and resilience of cattle supply chains in Northern Australia and thereby reduce freight costs and strengthen links to markets. Roads identified through consultation with northern



transport/beef industry experts, relevant jurisdictions, local governments, and modelled by the CSIROs logistics tool the Transport Network Strategic Investment Tool (TraNSIT) (as per the White Paper) were eligible for funding. The assessment of projects also took account of the benefits to other users and network connectivity as a whole.

*Regional projects*

Period of implementation: 2003.

No program information available.

90 *Regional Development Infrastructure Fund (South Australia)*

Period of implementation: 2011-2012.

Funds to facilitate investment in infrastructure that supports sustainable economic development. RDIF is a \$3 million per year fund established in 2012 and administered by The Department of Primary Industries and Regions South Australia (PIRSA). Applications to RDIF are assessed 3 times per year. The closing dates for submitting final applications are March 31, July 31 and November 30 each year. Eligible organisations include Local Government, private sector businesses or industry associations. Eligible infrastructure must support sustainable economic development. The project must be located in a non-metropolitan area of South Australia as defined by the SA Government Regions. The project must have a total expenditure (including infrastructure costs) greater than \$40,000.

*Live Exports Business Assistance Package*

Period of implementation: 2011-2012.

Since 2012, the new regulatory framework governing Australian livestock exports to all feeder and slaughter markets and for all livestock species includes the need for robust exporter supply chain assurance systems. To bring a number of supply chains in export markets up to the required standards improvements in animal welfare management are required and will necessitate investment by Australian industry operators. This Supply Chain Improvements Program supports appropriate investment to underpin the new regulatory framework for livestock exports. At least 20 per cent of program funds are to be used to encourage and promote the use of stunning in the slaughter of Australian livestock exports. The program will reimburse up to 25 per cent of Australian industry investment in eligible activities undertaken to improve animal welfare in approved export supply chains. Program funding will be capped at \$200 000 per exporter per country with an additional \$50 000 per exporter per country for stunning related activities and \$100 000 per supply chain per country.

*Lucky Bay grain facility (SA)*

Period of implementation: 2013-2014.

The measure includes the engagement of contractors to undertake a number of site design and related assessments to facilitate the establishment of a handling facility for export grain at the Lucky Bay Common User Facility. The project commenced in May 2014 and was expected to be completed in December 2014.

*J.3. Institutional infrastructure*

*Rural Communities Program*

Period of implementation: 1989-2001.

Budgetary expenditure under the Agriculture - Advancing Australia -package (AAA) to improve the access of rural communities to information and services, through community planning, financial counselling, information provision, information services technology and community development projects.

91 *Drought Assistance Program – Business and Community Support Grants (South Australia)*

Period of implementation: 2009-2010.

This project is a direct response to South Australian Government concerns about significant adverse seasonal conditions. *The program provides grants of up to \$5000 to community groups for activities that will contribute to the wellbeing and resilience of rural communities in coping with the drought.*

The program aims to administer a grant scheme in collaboration with key stakeholders that has state-wide application for community groups that will support the resilience, well-being and spirit of rural communities affected by drought conditions.

#### *Community Development Grants*

92 Period of implementation: 2014-ongoing.

The Australian Government has established the Community Development Grants Program to support needed infrastructure that promotes stable, secure and viable local and regional economies. The Program will fund 2013 election commitments and some un-contracted projects from the Regional Development Australia Fund and Community Infrastructure Grants Program.

#### *J.4. Farm restructuring*

#### *Re-establishment Scheme*

93 Period of implementation: 1997-2002.

Budgetary expenditure under the Rural Adjustment Scheme for structural adjustment assistance through producer retirement program: grants or loans provided to farmers (in financial difficulty and without prospects for long-term profitability) to leave the farming sector. Replaced by the Farm Family Restart Scheme.

### ***K. Marketing and promotion***

Several programs included in the database under this heading have not a description in the cookbook. Expenditure on several of the Marketing and promotion programs is allocated to the two sub-headings K1 and K2 in a 50%-50% basis. This information needs to be improved and completed.

#### *K.1. Collective schemes for processing and marketing*

#### *Food Processing in Regional Australia Program*

Period of implementation: 2005-2008.

The Food Processing in Regional Australia Program, as announced in the 2004 election campaign provided \$12m over four years to assist small-to-medium agrifood and food processing businesses to add value to food in rural and regional Australia. The program concludes in June 2008, and all funds have been allocated over the five funding rounds to date. The program was a competitive, merit-based granting program, providing dollar-for-dollar matched funding for up to half of eligible project costs with a minimum of \$15,000 and a maximum of \$200,000 available per grant.

#### *NSW Sugar export program*

Period of implementation: 1998.

No program information available.

#### *National Food Industry Strategy Centres of Excellence*

Period of implementation: 2003-2006.

The National Centre of Excellence in Functional Foods is an internationally recognized centre in food innovation and functional food expertise, established in 2003 by the National Food Industry Strategy, to help bring successful food products to domestic and global markets. The Centre aims to strengthen the network between academia and industry and promote the research and development within Australia.

#### *Advancing Agricultural Industries Program*

93 Period of implementation: 2004-2009.



Includes various elements. Advancing Agriculture Fund (AgFund): This program provided grants to producer groups for local initiatives aimed at managing business risks and ongoing change. The AgFund provided up to \$50,000 to producer groups to target local and community level group activities to improve industry's ability to respond to changed market and resource environments. Ag Fund applicants were asked to commit matching contributions (financial and in-kind) to undertake project activities. Action Grants: This program element of the Agriculture – Advancing Australia (AAA) package supported projects to improve industry competitiveness and viability, particularly in times of crisis. Agriculture, Fisheries and Forestry industries at both national and regional level were eligible for funding. Projects were to be outcome focused, short-term, customized to a specific industry or issue and assessed case by case. Industry were also required to demonstrate a genuine desire to examine their current position and provide evidence they understood their operating environment. Action Grant applicants were asked to commit matching contributions (financial and in-kind) to undertake project activities. The *Industry Stock Takes*: This program element of the Agriculture – Advancing Australia (AAA) package supported industries to undertake a self assessment and identify priorities. Agriculture, Fisheries and Forestry industries at both national and regional level were eligible for funding. Projects were to be outcome focused, short-term, customized to a specific industry or issue and assessed case by case. Industry applicants were also required to demonstrate a genuine desire to examine their current position and provide evidence they understood their operating environment.

*South Australia Wine Industry Development Program (South Australia)*

Period of implementation: 2010-ongoing.

A market development program to drive food and wine sector growth in domestic and international markets with the objective of creating greater demand for South Australian wines as well as developing new and existing markets for the South Australian wine industry. The program is divided into several components: A market development program including “SA Brand” messaging; Industry education & training aimed at increasing business readiness to export; and Wine export trade initiatives.

*Horticulture Code of Conduct*

Period of implementation: 2009.

To pay the fees of mediators conducting mediations under the *Trade Practices (Horticulture Code of Conduct) Regulations 2006*. All participants in the horticulture growing and wholesaling industries who are subject to the code or have a horticulture dispute are eligible to have the fees of a mediator conducting a mediation under the code paid by the Government.

94 *Marketing and promotion of agricultural products (NSW)*

Period of implementation: 1995-2011.

Market and promotion activities of the New South Wales State Government. Half allocated to K1, other half to K2.

*Marketing and promotion of export and value-adding opportunities for NT agricultural products (NT)*

Period of implementation: 1996-1998.

Market and promotion activities of the Northern Territory Government. Half allocated to K1, other half to K2.

95 *Marketing and Promotion (Queensland)*

Period of implementation: 1995-1998.

Market and promotion activities of the Queensland State Government. Half allocated to K1, other half to K2.

*Marketing and promotion of export planning and development (SA)*

Period of implementation: 1995-1998.



Market and promotion activities of the South Australian State Government. Half allocated to K1, other half to K2.

*Marketing and Promotion (Tasmania)*

Period of implementation: 1995-2015.

Market and promotion activities of the Tasmanian State Government. Half allocated to K1, other half to K2.

96 *Marketing services for agriculture (Victoria)*

Period of implementation: 1997-2011.

Market and promotion activities of the Victorian State Government. Half allocated to K1, other half to K2.

97 *Marketing and Promotion - Development of market opportunities for agricultural products (WA)*

Period of implementation: 1995-ongoing.

Market and promotion activities of the West Australian State Government. Half allocated to K1, other half to K2.

*Marketing of Eggs Adjustment Assistance Scheme (WA)*

Period of implementation: 2005.

Part of the transitional assistance program introduced with the deregulation of the State egg marketing board. Half allocated to K1, other half to K2.

*Australian Wine Industry Support Program*

Period of implementation: 2012-2014.

The program provides funding of \$2.1 million over two years to enable the Wine Australia Corporation to undertake new marketing activities to assist in improving the sales and profitability of the industry. The program commenced on 1 July 2012 and will end on 30 June 2014. The funds are being used by Wine Australia to develop and jointly deliver with industry and Tourism Australia, new programs which will strengthen delivery of Wine Australia's marketing strategy. The funds are being used in a consumer-focused campaign with two elements:

- Savour Australia 2013: Australia's first global wine forum which was held in Adelaide from 15 - 18 September 2013, and involved international wine trade partners, media and Australian wine companies;
- a program in key international markets of consumer events, retail promotions, tastings, master classes, trade events and educational initiatives.

*Premium Food and Wine Credentials Grant Program (South Australia)*

Period of implementation: 2016-ongoing.

Grant program to support food manufacturing businesses gain relevant third party certifications to access new or higher value added markets.

98 *Agricultural Trade and Market Access Cooperation (ATMAC) Program*

Period of implementation: 2016-ongoing.

The Agricultural Trade and Market Access Cooperation program was established under the accessing premium markets initiative of the Agricultural Competitiveness White Paper. This initiative aims to assist in breaking down technical barriers to trade for Australian agricultural exports and secure new and improved access to premium markets. The program objective is to open, improve and/or maintain access to overseas markets for Australian agricultural products by building stronger relationships with trading partners, neighbouring countries and international organisations. ATMAC supports projects that achieve the program objective by:

- undertaking research and development in collaboration with trading partners to help identify, use, open or improve mutually beneficial agricultural trade opportunities
- working with overseas governments and international organisations to develop common regulatory and technical requirements and standards
- building evidence to inform Australia's position on international agricultural trade policy and advocacy of standards
- sharing technical expertise and research to increase trading partners' knowledge of Australia's biosecurity, food safety and compliance regimes and practices, and to increase their preparedness to respond to exotic pest and disease incursions
- promoting good biosecurity risk management practices, improving scientific capabilities and strengthening surveillance efforts in trading partner and neighbouring countries
- helping Australia meet its international obligations, such as commitments made under the World Trade Organization Sanitary and Phytosanitary Agreement.

99 *Victoria — Farmers' Markets Support Program*

Period of implementation: 2012-2015.

The Farmers' Markets Support (FMS) Program is designed to facilitate the development of farmers' markets for local fresh food and produce directly to consumers, throughout regional Victoria as well as peri-urban municipalities on the fringes of metropolitan Melbourne. The program will also provide grants to the industry peak body, the Victorian Farmers' Markets Association (VFMA), to provide ongoing support to farmer's markets. Regional Development Victoria (RDV) administers the Farmers' Markets Support (FMS) Program. The program provides:

- Grants of up to A\$10,000 to enable groups to develop a market plan.
- Grants of up to A\$20,000 to assist new farmers' markets including Training / skills development for Market Manager and stallholders; Publicity and marketing campaigns; Sourcing of stallholders; Small scale infrastructure
- Grants of up to A\$20,000 are available under the Expanding Markets program to assist existing farmers' markets which are looking to expand.

The program commenced on 1 July 2011 and is due to end on 30 June 2015. The overall budget is A\$2million.

*K.2. Promotion of agricultural products*

100 *Food Adelaide Program*

Period of implementation: 2009-2010.

This program is aimed at promoting South Australian based agriculture and food companies to improve their exposure, access, and understanding of competing in international markets. Funding is provided to support and promote food companies through Food Adelaide (including farmers) to attend international events.

101 *Promoting Australian Produce Program*

Period of implementation: 2008-2011.

Three year, \$5 million program that aims to assist Australian food industries develop their capacity to promote and market Australian produce more effectively to both domestic and export markets.

Under the program, matched-funding grants between \$50,000 and \$750,000 are available for food industry organisations to undertake projects based around one or more of the following activities:

- enhancing industry marketing and promotional capabilities
- developing new strategies for industry marketing
- gaining consumer insights
- strengthening links with domestic and international markets.



Also includes Promoting Australian Produce (Major Events). This project aims to improve collaboration and cooperation in food and fibre industries. The program will do this by supporting major national events that bring together food and fibre industry participants to encourage information exchange across the production, manufacturing, marketing and distribution chain.

Under the program, grants are available to help stage major national events organised by food and fibre industries that aim, in whole or part, to:

- bring together food and fibre industry participants to encourage information exchange across the production, manufacturing, marketing and distribution chain
- encourage the development and adoption of new technologies and systems that will improve productivity
- encourage industry-wide and/or through-chain collaboration to effectively respond to challenges presented by climate change and globalisation.

Promoting Australian Produce (Major Events) is a discretionary grants program, with \$3 million available until 30 June 2009.

*Marketing and promotion of agricultural products (NSW)*

Period of implementation: 1995-2011.

Market and promotion activities of the New South Wales State Government. Half allocated to K1, other half to K2.

*Marketing and promotion of export and value-adding opportunities for NT agricultural products (NT)*

Period of implementation: 1996-1998.

Market and promotion activities of the Northern Territory Government. Half allocated to K1, other half to K2.

*Marketing and Promotion (Queensland)*

Period of implementation: 1995-1998.

Market and promotion activities of the Queensland State Government. Half allocated to K1, other half to K2.

*Marketing and promotion of export planning and development (SA)*

Period of implementation: 1995-1998.

Market and promotion activities of the South Australian State Government. Half allocated to K1, other half to K2.

*Marketing and Promotion (Tasmania)*

Period of implementation: 1995-2015.

Market and promotion activities of the Tasmanian State Government. Half allocated to K1, other half to K2.

*Marketing services for agriculture (Victoria)*

Period of implementation: 1997-2011.

Market and promotion activities of the Victorian State Government. Half allocated to K1, other half to K2.

*Marketing and Promotion - Development of market opportunities for agricultural products (WA)*

Period of implementation: 1995-ongoing.

Market and promotion activities of the West Australian State Government. Half allocated to K1, other half to K2.

*Marketing of Eggs Adjustment Assistance Scheme (WA)*



Period of implementation: 2005.

Part of the transitional assistance program introduced with the deregulation of the State egg marketing board. Half allocated to K1, other half to K2.

#### China Agribusiness Initiative and Action Plan (South Australia)

Period of implementation: 2013-2015.

The aim of the initiative is to support South Australian agribusinesses realise opportunities in China in food, wine and capability development. It includes activities in the trade, investment attraction, research collaboration and government to government relationships areas. The initiative aims to get better terms of trade for South Australian agribusiness. The four key objectives of the initiative are:-

- To increase food and wine exports by more South Australian food and wine businesses to second and third tier cities in China
- To attract investment to South Australian agribusiness that will support this growth opportunity and benefit related sectors such as tourism.
- To increase the export of research and development (R&D) services and capacity development through joint projects with the Shandong and Fujian Governments.
- To deepen government to government relationships.

#### *Beef Australia Exposition*

Period of implementation: 2013.

The Australian Government Department of Agriculture is providing funding to Beef Australia Ltd, a not-for-profit organization, to run Beef Australia 2015 Exposition in the regional city of Rockhampton, Queensland from 4-9 May 2015. The event addresses the government's objectives for the beef industry in relation to improving natural resource management, enhancing agricultural productivity and creating new trade and export opportunities. The event is held every three years.

#### *Brand Australia Global Food Strategy*

Period of implementation: 2013.

The Australian Government Department of Agriculture is providing funding to the Australian Trade Commission to develop and deliver a unique brand for Australian food that is built on Australia's reputation as a producer of premium quality, safe and competitive food products. The aim is to build on Australia's reputation as a leader in the production of premium food, increase export opportunities by promoting Australian food and raise the profile of our nation's credentials as a sustainable food producer. The period of application is from 26 July 2013 to 30 June 2014.

#### *Wine Growth Fund*

Period of implementation: 2016-ongoing.

The Wine Growth Fund aims to develop and grow the wine industry in Victoria, and to support the industry to be viable and sustainable. Grants up to a maximum of \$20,000 are available to individual organisations. Collaborative projects involving more than one organisation may be funded up to \$50,000 per project. Applicants are expected to make a financial contribution and/or source third-party funding. Grants will be provided on a \$1 for \$1 basis. Matching funds may be from a variety of sources including from a group of wineries or growers, associations, regional organisations or the Commonwealth Government. In-kind contributions are not accepted as part of the funding contribution.

#### *Small Exporters Package*

Period of implementation: 2015-ongoing.

A rebate was available to small exporters in 2014-15 to cover 50 per cent of export registration charges up to a maximum of \$5000. The export sectors also worked with the Department of Agriculture and Water Resources to review the export certification fees and charges to recommend a fee schedule that doesn't

disproportionately discriminate against new or small exporters. The package also funded projects to help improve market access for small exporters in their field.

104 *Small Exporters Package*

Period of implementation: 2014-continued above.

On 13 May 2014, the Australian Government announced an A\$15 million package over four years to assist small exporters, comprising three components:

- i. a rebate for eligible small exporters will be available in 2014-15 to assist with export registration charges. The rebate will be for 50 per cent of export registration charges to a maximum amount of \$5,000.
- ii. a review of export fees and charges; and
- iii. funding for projects that will help improve market access for small exporters. Funding for these projects will be available for three years from July 2015.

**L. Cost of Public stockholding**

**M. Miscellaneous**

**V.1 Consumer Support Estimate (CSE):** Associated with agricultural production, i.e. for the quantities of commodities domestically produced, excluding the quantities used on-farm as feed -- excess feed cost. [Sum of N to Q; when negative, the amounts represent an implicit tax on consumers].

**N. Transfers to producers from consumers:** Associated with market price support on all domestically produced commodities, estimated by increasing the transfers calculated for the MPS commodities according to their share in the total value of production  $[(N.1) / (I.1) \times 100]$ .

**N.1. Of which MPS commodities:** Sum of the values of transfers from consumers to producers associated with market price support for the MPS commodities as calculated in Tables 4.1 to 4.16.

**O. Other transfers from consumers:** Transfers to the budget associated with market price support on the quantities imported of domestically produced commodities, estimated by increasing the transfers calculated for the MPS commodities according to their share in the total value of production  $[(O.1) / (I.1) \times 100]$ .

**O.1. Of which MPS commodities:** Sum of the transfers to the budget associated with market price support on the quantities imported of the MPS commodities as calculated in Tables 4.1 to 4.16.

**P. Transfers to consumers from taxpayers**

**P.1. Commodity specific transfers to consumers:** Sum of commodity specific transfers from taxpayers to consumers (farm gate level) from Table 4.16, including:

**Market Milk.** Between 8 July 2000 and 22 February 2009, the Government imposed an 11 cents per litre levy on the retail sale of drinking milk, known as the Dairy Adjustment Levy (DAL). The levy was established to fund an adjustment package for the dairy industry as it moved through deregulation. This levy no longer exists and should not be included for any calculations after 2008-09.

**P.2. Non-commodity specific transfers to consumers:** Sum of non-commodity specific transfers from taxpayers to consumers, including:

**Q. Excess Feed Cost:** Associated with market price support on quantities of domestically produced crops and used on-farm as feed as calculated (Sum of *Excess Feed Cost* in the MPS Tables 4.1 and 4.2).

**V.2 Percentage CSE**  $[100 \times (V.1) / ((II) + (P))]$

**V.3 Consumer NPC:** For all agricultural commodities the consumer NPC is estimated as a weighted average of the consumer NPC calculated for the individual MPS commodities and shown in Table 2. For each commodity consumer NPC = domestic price paid by consumers (at the farm gate)/ border price (also at the farm gate).

**V.4 Consumer NAC**  $[(1 / (100 - (V.2)) \times 100]$

**VI. Total Support Estimate**  $[(III.1) + (IV) + (P)]$  and  $[(R) + (S) - (T)]$

**R. Transfers from consumers**  $[(N) + (O)]$

**S. Transfers from taxpayers**  $[(III.1) - (N) + (IV) + (P)]$

**T. Budget revenues**  $[(O)]$



**TABLE 2. Australia: Breakdown of PSE by commodity specificity and other transfers**

All data sets in Table 2 to come from Tables 1 and 3.1 to 3.16 where definitions are included.

**Definitions:**

**I. Producer Single Commodity Transfers (producer SCT):** the annual monetary value of gross transfers from consumers and taxpayers to agricultural producers, measured at the farm level, arising from policy measures directly linked to the production of a single commodity such that the producer must produce the designated commodity in order to receive the payment. This includes policies where payments are specified on a per-commodity basis [Sum of SCTs for individual commodities from Tables 3.1-3.16].

**Percentage producer SCT:** is the commodity SCT expressed as a share of gross farm receipts for the specific commodities (including support in the denominator). This indicator can be expressed for the total SCT (Table 2), or for a specific commodity (Table 3.1 to 3.16).

$$\%SCT = 100 * SCT / (\text{Value of production}_{COM} + A.2_{COM} + B_{COM} + C_{COM} + D_{COM})$$

$$\text{Share in Total PSE (\%): } SCT_{SHARE} = 100 * SCT / PSE$$

**II. Group commodity transfers (GCT):** the annual monetary value of gross transfers from consumers and taxpayers to agricultural producers, measured at the farm gate level, arising from policy measures whose payments are made on the basis that one or more of a designated list of commodities is produced. That is, a producer may produce from a set of allowable commodities and receive a transfer that does not vary with respect to this decision [GCT = B<sub>GROUP</sub> + C<sub>GROUP</sub> + D<sub>GROUP</sub>].

$$\text{Share in Total PSE (\%): } GCT_{SHARE} = 100 * GCT / PSE$$

**Transfers to specific groups of commodities:** the GCT indicator is calculated for Australia for the following groups of commodities: All crops, fruits and vegetables, all livestock, and ruminants.

**III. All commodity transfers (ACT):** the annual monetary value of gross transfers from consumers and taxpayers to agricultural producers, measured at the farm gate level, arising from policy measures that place no restrictions on the commodity produced but require the recipient to produce some commodity of their choice [ACT = C<sub>ALL</sub> + B<sub>ALL</sub> + D<sub>ALL</sub>].

$$\text{Share in Total PSE (\%): } ACT_{SHARE} = 100 * ACT / PSE$$

**IV. Other Transfers to Producers (OTP):** the annual monetary value of gross transfers made under policies that do not fall in the above three cases (SCT, GCT, ACT). That is, payments that do not require any commodity production at all. [OTP = E + F + G]

$$\text{Share in Total PSE (\%): } OTP_{SHARE} = 100 * OTP / PSE$$

$$\text{V. Total PSE: } PSE = A + B + C + D + E + F + G = SCT + GCT + ACT + OTP$$

$$\text{Percentage PSE: } \%PSE = 100 * PSE / (\text{Total Value of Production at farm gate} + A.2 + B + C + D + E + F + G)$$

**TABLE 3. Australia: Producer Single Commodity Transfers (by commodity)**

Tables 3.1 to 3.16, provide information on Producer Single Commodity Transfers (PSCT) for the following commodities: wheat, maize, other grains, sunflower, sugar, milk, beef, pig meat, poultry, eggs and “other commodities”. All data sets in the calculation SCT by commodity come from Tables 1 and 4.1 – 4.16 where definitions are included.

**Definitions:**

**I. Level of production:** Data from respective commodity Tables 4.1 – 4.16 (Market Price Support tables)

**II. Value of production (at farm gate):** Data for respective commodity Tables 4.1 – 4.16 (Market Price Support tables)

**III. Producer Single Commodity Transfers:** Sum of transfers to respective single commodity in categories A, B, C and D.

**A. Support based on commodity output**

*A1. Market Price Support* [Data for respective commodity from Table 4]

*A2. Payments based on output*

Payments based on output (A.2) provided to respective single commodity [Data from Table 1]

**B. Payments based on input use, single commodity** [B.1<sub>COM</sub> + B.2<sub>COM</sub> + B.3<sub>COM</sub>]

*B1. Based on variable input use*

Payments based on variable input use (B.1<sub>COM</sub>) provided to respective single commodity [Data from Table 1].

*B2. Based on Fixed capital formation*

Payments based on fixed capital formation (B.2<sub>COM</sub>) provided to respective single commodity [Data from Table 1].

*B3. Based on on-farm services*

Payments based on on-farm services (B.3<sub>COM</sub>) provided to respective single commodity [Data from Table 1].

**C. Payments based on current A/An/R/I, production required, single commodity**

Payments based on current A/An/R/I (C<sub>COM</sub>) provided to respective single commodity [Data from Table 1].

**D. Payments based on non-current A/An/R/I, production required, single commodity**

Payments based on non-current A/An/R/I, production required (D<sub>COM</sub>) provided to respective single commodity [Data from Table 1].

**IV. Percentage producer SCT : %SCT = 100\*(III) / ((II) + (A.2) + (B<sub>COM</sub>) + (C<sub>COM</sub>) + (D<sub>COM</sub>))**

**TABLE 4. Australia: Market Price Support and Consumer Single Commodity Transfers**

Tables 4.1 to 4.16, contain calculation of the Market Price Support (MPS) and Consumer Single Commodity Transfers (consumer SCT) for the following commodities: wheat, barley, oats, sorghum, rice, sunflower, rapeseed, soybeans, sugar, milk, beef and veal, pig meat, poultry, eggs, sheep meat, wool, cotton and "other commodities". The data sets used in calculation of the MPS and consumer SCT by commodity are described below. Values for "other commodities" are derived using information on total Market Price Support and Value of Production, and individual commodity data.

**Definitions:**

**WHEAT**

**I. Level of production**

Total production of grain. See general notes for crop year definitions.

Sources:

[1] Australian Bureau of Agricultural and Resource Economics (ABARE), "Australian Commodity Statistics", various years, (Canberra: AGPS). Note that prior to 1994 this publication went under the title "Commodity Statistical Bulletin". ABARE, "Commodity Statistical Bulletin" (Canberra: AGPS, various years).

[2] Australian Bureau of Agricultural and Resource Economics (ABARE), "Australian Commodities – Forecasts and Issues", various years, (Canberra: AGPS, December issue). Note that from 1989 through 1993 this publication went under the title "Agriculture and Resources Quarterly"; prior to that it was published under the title, "Quarterly Review of the Rural Economy".

[3] Australian Bureau of Agricultural Economics (ABARE), "Crop Report", December issue, various years (Canberra: ABARE).

**II. Producer prices (at farm gate)**

Implicit price measured at the farm-gate, obtained by dividing the value of production by the level of production.

Sources:

[1] Australian Bureau of Agricultural and Resource Economics (ABARE), "Australian Commodity Statistics", various years, (Canberra: AGPS). Note that prior to 1994 this publication went under the title "Commodity Statistical Bulletin". ABARE, "Commodity Statistical Bulletin" (Canberra: AGPS, various years).

[2] Australian Bureau of Agricultural and Resource Economics (ABARE), "Australian Commodities – Forecasts and Issues", various years, (Canberra: AGPS, December issue). Note that from 1989 through 1993 this publication went under the title "Agriculture and Resources Quarterly"; prior to that it was published under the title, "Quarterly Review of the Rural Economy".

[3] Australian Bureau of Statistics, "Value of Agricultural Commodities Produced -- Australia", Catalogue No. 7503.0 (Canberra: AGPS, various years). Australian Bureau of Statistics, "Value of Principal Agricultural Commodities Produced--Australia", Catalogue No. 7501.0 (Canberra: AGPS, latest year).

**III. Value of production (at farm gate) [(I)\*(II)]**



#### **IV. Trade status**

The trade status for the commodities examined over the past 3 years (2014-16) and changes over the entire period (1988-2016) was: Net export – net export over entire period.

#### **V. Market priced differential at farm gate**

Australia has no policy measures that convey market price support so MPD is set to zero for all commodities.

#### **VI. Reference prices at the farm gate (including definition of the margin)**

MPD is set to zero, no reference price used.

#### **VII. Level of consumption (at farm gate)**

Total consumption of grains for food, feed and seed.

Sources:

[1] Australian Bureau of Agricultural and Resource Economics (ABARE), "Australian Commodity Statistics", various years, (Canberra: AGPS). Note that prior to 1994 this publication went under the title "Commodity Statistical Bulletin". ABARE, "Commodity Statistical Bulletin" (Canberra: AGPS, various years).

[2] Australian Bureau of Agricultural Economics (ABARE), "Crop Report", December issue, various years (Canberra: ABARE).

#### **VIII. Consumption prices (at farm gate)**

Implicit prices corresponding to reference prices plus the unit value of market transfers.

#### **IX. Value of consumption (at farm gate) [(IV)\*(V)]**

### **BARLEY**

#### **I. Level of production**

Total production of grain. See general notes for crop year definitions.

Sources:

[1] Australian Bureau of Agricultural and Resource Economics (ABARE), "Australian Commodity Statistics", various years, (Canberra: AGPS). Note that prior to 1994 this publication went under the title "Commodity Statistical Bulletin". ABARE, "Commodity Statistical Bulletin" (Canberra: AGPS, various years).

[2] Australian Bureau of Agricultural and Resource Economics (ABARE), "Australian Commodities – Forecasts and Issues", various years, (Canberra: AGPS, December issue). Note that from 1989 through 1993 this publication went under the title "Agriculture and Resources Quarterly"; prior to that it was published under the title, "Quarterly Review of the Rural Economy".

[3] Australian Bureau of Agricultural Economics (ABARE), "Crop Report", December issue, various years (Canberra: ABARE).

## **II. Producer prices (at farm gate)**

Implicit price measured at the farm-gate, obtained by dividing the value of production by the level of production.

Sources:

[1] Australian Bureau of Agricultural and Resource Economics (ABARE), "Australian Commodity Statistics", various years, (Canberra: AGPS). Note that prior to 1994 this publication went under the title "Commodity Statistical Bulletin". ABARE, "Commodity Statistical Bulletin" (Canberra: AGPS, various years).

[2] Australian Bureau of Agricultural and Resource Economics (ABARE), "Australian Commodities – Forecasts and Issues", various years, (Canberra: AGPS, December issue). Note that from 1989 through 1993 this publication went under the title "Agriculture and Resources Quarterly"; prior to that it was published under the title, "Quarterly Review of the Rural Economy".

[3] Australian Bureau of Statistics, "Value of Agricultural Commodities Produced -- Australia", Catalogue No. 7503.0 (Canberra: AGPS, various years). Australian Bureau of Statistics, "Value of Principal Agricultural Commodities Produced--Australia", Catalogue No. 7501.0 (Canberra: AGPS, latest year).

## **III. Value of production (at farm gate) [(I)\*(II)]**

## **IV. Trade status**

The trade status for the commodities examined over the past 3 years (2014-16) and changes over the entire period (1988-2016) was: Net export – net export over entire period.

## **V. Market priced differential at farm gate**

Australia has no policy measures that convey market price support so MPD is set to zero.

## **VI. Reference prices at the farm gate (including definition of the margin)**

MPD is set to zero so no reference price used.

## **VII. Level of consumption (at farm gate)**

Total consumption of grains for food, feed and seed.

Sources:

[1] Australian Bureau of Agricultural and Resource Economics (ABARE), "Australian Commodity Statistics", various years, (Canberra: AGPS). Note that prior to 1994 this publication went under the title "Commodity Statistical Bulletin". ABARE, "Commodity Statistical Bulletin" (Canberra: AGPS, various years).

[2] Australian Bureau of Agricultural Economics (ABARE), "Crop Report", December issue, various years (Canberra: ABARE).

## **VIII. Consumption prices (at farm gate)**

Implicit prices corresponding to reference prices plus the unit value of market transfers.

## **IX. Value of consumption (at farm gate) [(IV)\*(V)]**

## **OATS**

### **I. Level of production**

Total production of grain. See general notes for crop year definitions.

#### Sources:

[1] Australian Bureau of Agricultural and Resource Economics (ABARE), "Australian Commodity Statistics", various years, (Canberra: AGPS). Note that prior to 1994 this publication went under the title "Commodity Statistical Bulletin". ABARE, "Commodity Statistical Bulletin" (Canberra: AGPS, various years).

[2] Australian Bureau of Agricultural and Resource Economics (ABARE), "Australian Commodities – Forecasts and Issues", various years, (Canberra: AGPS, December issue). Note that from 1989 through 1993 this publication went under the title "Agriculture and Resources Quarterly"; prior to that it was published under the title, "Quarterly Review of the Rural Economy".

[3] Australian Bureau of Agricultural Economics (ABARE), "Crop Report", December issue, various years (Canberra: ABARE).

### **II. Producer prices (at farm gate)**

Implicit price measured at the farm-gate, obtained by dividing the value of production by the level of production.

#### Sources:

[1] Australian Bureau of Agricultural and Resource Economics (ABARE), "Australian Commodity Statistics", various years, (Canberra: AGPS). Note that prior to 1994 this publication went under the title "Commodity Statistical Bulletin". ABARE, "Commodity Statistical Bulletin" (Canberra: AGPS, various years).

[2] Australian Bureau of Agricultural and Resource Economics (ABARE), "Australian Commodities – Forecasts and Issues", various years, (Canberra: AGPS, December issue). Note that from 1989 through 1993 this publication went under the title "Agriculture and Resources Quarterly"; prior to that it was published under the title, "Quarterly Review of the Rural Economy".

[3] Australian Bureau of Statistics, "Value of Agricultural Commodities Produced -- Australia", Catalogue No. 7503.0 (Canberra: AGPS, various years). Australian Bureau of Statistics, "Value of Principal Agricultural Commodities Produced--Australia", Catalogue No. 7501.0 (Canberra: AGPS, latest year).

### **III. Value of production (at farm gate) [(I)\*(II)]**

### **IV. Trade status**

The trade status for the commodities examined over the past 3 years (2014-16) and changes over the entire period (1988-2016) was: Net export – net export over entire period.

### **V. Market priced differential at farm gate**

Australia has no policy measures that convey market price support so MPD is set to zero.

### **VI. Reference prices at the farm gate (including definition of the margin)**

MPD is set to zero so no reference price used.

### **VII. Level of consumption (at farm gate)**



Total consumption of grains for food, feed and seed.

Sources:

[1] Australian Bureau of Agricultural and Resource Economics (ABARE), "Australian Commodity Statistics", various years, (Canberra: AGPS). Note that prior to 1994 this publication went under the title "Commodity Statistical Bulletin". ABARE, "Commodity Statistical Bulletin" (Canberra: AGPS, various years).

[2] Australian Bureau of Agricultural Economics (ABARE), "Crop Report", December issue, various years (Canberra: ABARE).

### **VIII. Consumption prices (at farm gate)**

Implicit prices corresponding to reference prices plus the unit value of market transfers.

### **IX. Value of consumption (at farm gate) [(IV)\*(V)]**

## **SORGHUM**

### **I. Level of production**

Total production of grain. See general notes for crop year definitions.

Sources:

[1] Australian Bureau of Agricultural and Resource Economics (ABARE), "Australian Commodity Statistics", various years, (Canberra: AGPS). Note that prior to 1994 this publication went under the title "Commodity Statistical Bulletin". ABARE, "Commodity Statistical Bulletin" (Canberra: AGPS, various years).

[2] Australian Bureau of Agricultural and Resource Economics (ABARE), "Australian Commodities – Forecasts and Issues", various years, (Canberra: AGPS, December issue). Note that from 1989 through 1993 this publication went under the title "Agriculture and Resources Quarterly"; prior to that it was published under the title, "Quarterly Review of the Rural Economy".

[3] Australian Bureau of Agricultural Economics (ABARE), "Crop Report", December issue, various years (Canberra: ABARE).

### **II. Producer prices (at farm gate)**

Implicit price measured at the farm-gate, obtained by dividing the value of production by the level of production.

Sources:

[1] Australian Bureau of Agricultural and Resource Economics (ABARE), "Australian Commodity Statistics", various years, (Canberra: AGPS). Note that prior to 1994 this publication went under the title "Commodity Statistical Bulletin". ABARE, "Commodity Statistical Bulletin" (Canberra: AGPS, various years).

[2] Australian Bureau of Agricultural and Resource Economics (ABARE), "Australian Commodities – Forecasts and Issues", various years, (Canberra: AGPS, December issue). Note that from 1989 through 1993 this publication went under the title "Agriculture and Resources Quarterly"; prior to that it was published under the title, "Quarterly Review of the Rural Economy".

[3] Australian Bureau of Statistics, "Value of Agricultural Commodities Produced -- Australia", Catalogue No. 7503.0 (Canberra: AGPS, various years). Australian Bureau of Statistics, "Value of Principal Agricultural Commodities Produced--Australia", Catalogue No. 7501.0 (Canberra: AGPS, latest year).

### **III. Value of production (at farm gate) [(I)\*(II)]**

### **IV. Trade status**

The trade status for the commodities examined over the past 3 years (2014-16) and changes over the entire period (1988-2016) was: Net export – net import in 1995.

### **V. Market priced differential at farm gate**

Australia has no policy measures that convey market price support so MPD is set to zero.

### **VI. Reference prices at the farm gate (including definition of the margin)**

MPD is set to zero so no reference price used.

### **VII. Level of consumption (at farm gate)**

Total consumption of grains for food, feed and seed.

Sources:

[1] Australian Bureau of Agricultural and Resource Economics (ABARE), "Australian Commodity Statistics", various years, (Canberra: AGPS). Note that prior to 1994 this publication went under the title "Commodity Statistical Bulletin". ABARE, "Commodity Statistical Bulletin" (Canberra: AGPS, various years).

[2] Australian Bureau of Agricultural Economics (ABARE), "Crop Report", December issue, various years (Canberra: ABARE).

### **VIII. Consumption prices (at farm gate)**

Implicit prices corresponding to reference prices plus the unit value of market transfers.

### **IX. Value of consumption (at farm gate) [(IV)\*(V)]**

## **RICE**

### **I. Level of production**

Total paddy production.

Sources:

[1] Australian Bureau of Agricultural and Resource Economics (ABARE), "Australian Commodity Statistics", various years, (Canberra: AGPS). Note that prior to 1994 this publication went under the title "Commodity Statistical Bulletin". ABARE, "Commodity Statistical Bulletin" (Canberra: AGPS, various years).

[2] Australian Bureau of Agricultural and Resource Economics (ABARE), "Australian Commodities – Forecasts and Issues", various years, (Canberra: AGPS, December issue). Note that from 1989 through

1993 this publication went under the title "Agriculture and Resources Quarterly"; prior to that it was published under the title, "Quarterly Review of the Rural Economy".

[3] Australian Bureau of Agricultural Economics (ABARE), "Crop Report", December issue, various years (Canberra: ABARE).

## **II. Producer prices (at farm gate)**

Implicit price measured at the farm-gate, obtained by dividing the value of production by the level of production.

Sources:

[1] Australian Bureau of Agricultural and Resource Economics (ABARE), "Australian Commodity Statistics", various years, (Canberra: AGPS). Note that prior to 1994 this publication went under the title "Commodity Statistical Bulletin". ABARE, "Commodity Statistical Bulletin" (Canberra: AGPS, various years).

[2] Australian Bureau of Agricultural and Resource Economics (ABARE), "Australian Commodities – Forecasts and Issues", various years, (Canberra: AGPS, December issue). Note that from 1989 through 1993 this publication went under the title "Agriculture and Resources Quarterly"; prior to that it was published under the title, "Quarterly Review of the Rural Economy".

[3] Australian Bureau of Statistics, "Value of Agricultural Commodities Produced -- Australia", Catalogue No. 7503.0 (Canberra: AGPS, various years). Australian Bureau of Statistics, "Value of Principal Agricultural Commodities Produced--Australia", Catalogue No. 7501.0 (Canberra: AGPS, latest year).

## **III. Value of production (at farm gate) [(I)\*(II)]**

## **IV. Trade status**

The trade status for the commodities examined over the past 3 years (2014-16) and changes over the entire period (1988-2016) was: Net export – net import 2008-2010 (during severe drought), and 2004-2005.

## **V. Market priced differential at farm gate**

Australia has no policy measures that convey market price support so MPD is set to zero.

## **VI. Reference prices at the farm gate (including definition of the margin)**

MPD is set to zero so no reference price used.

## **VII. Level of consumption (at farm gate)**

Total consumption of rice, in paddy weight, derived by multiplying apparent consumption of milled rice by 1.625.

Sources:

[1] Australian Bureau of Agricultural and Resource Economics (ABARE), "Australian Commodity Statistics", various years, (Canberra: AGPS). Note that prior to 1994 this publication went under the title "Commodity Statistical Bulletin". ABARE, "Commodity Statistical Bulletin" (Canberra: AGPS, various years).

[2] Australian Bureau of Agricultural and Resource Economics (ABARE), "Australian Commodities – Forecasts and Issues", various years, (Canberra: AGPS, December issue). Note that from 1989 through 1993 this publication went under the title "Agriculture and Resources Quarterly"; prior to that it was published under the title, "Quarterly Review of the Rural Economy".



[3] DAFF replies to the OECD Agricultural Directorate's "Medium-Term Market Developments and Policies Questionnaire".

### **VIII. Consumption prices (at farm gate)**

Implicit prices corresponding to reference prices plus the unit value of market transfers.

### **IX. Value of consumption (at farm gate) [(IV)\*(V)]**

## **SUNFLOWER**

### **I. Level of production**

Total production of oilseeds as received at crushers.

Sources:

[1] Australian Bureau of Agricultural and Resource Economics (ABARE), "Australian Commodity Statistics", various years, (Canberra: AGPS). Note that prior to 1994 this publication went under the title "Commodity Statistical Bulletin". ABARE, "Commodity Statistical Bulletin" (Canberra: AGPS, various years).

[2] Australian Bureau of Agricultural and Resource Economics (ABARE), "Australian Commodities – Forecasts and Issues", various years, (Canberra: AGPS, December issue). Note that from 1989 through 1993 this publication went under the title "Agriculture and Resources Quarterly"; prior to that it was published under the title, "Quarterly Review of the Rural Economy".

[3] Australian Bureau of Agricultural Economics (ABARE), "Crop Report", December issue, various years (Canberra: ABARE)..

### **II. Producer prices (at farm gate)**

Implicit price measured at the farm-gate, obtained by dividing the value of production by the level of production.

Sources:

[1] Australian Bureau of Agricultural and Resource Economics (ABARE), "Australian Commodity Statistics", various years, (Canberra: AGPS). Note that prior to 1994 this publication went under the title "Commodity Statistical Bulletin". ABARE, "Commodity Statistical Bulletin" (Canberra: AGPS, various years).

[2] Australian Bureau of Agricultural and Resource Economics (ABARE), "Australian Commodities – Forecasts and Issues", various years, (Canberra: AGPS, December issue). Note that from 1989 through 1993 this publication went under the title "Agriculture and Resources Quarterly"; prior to that it was published under the title, "Quarterly Review of the Rural Economy".

[3] Australian Bureau of Statistics, "Value of Agricultural Commodities Produced -- Australia", Catalogue No. 7503.0 (Canberra: AGPS, various years). Australian Bureau of Statistics, "Value of Principal Agricultural Commodities Produced--Australia", Catalogue No. 7501.0 (Canberra: AGPS, latest year).

### **III. Value of production (at farm gate) [(I)\*(II)]**

### **IV. Trade status**

The trade status for the commodities examined over the past 3 years (2014-16) and changes over the entire period (1988-2016) was: Net import – net export 2011, 2008, 1998-2006.

#### **V. Market priced differential at farm gate**

Australia has no policy measures that convey market price support so MPD is set to zero.

#### **VI. Reference prices at the farm gate (including definition of the margin)**

MPD is set to zero so no reference price used.

#### **VII. Level of consumption (at farm gate)**

Total consumption all uses, calculated as production minus exports.

Sources:

[1] Australian Bureau of Agricultural Economics (ABARE), "Crop Report", December issue, various years (Canberra: ABARE).

#### **VIII. Consumption prices (at farm gate)**

Implicit prices corresponding to reference prices plus the unit value of market transfers.

#### **IX. Value of consumption (at farm gate) [(IV)\*(V)]**

### **RAPESEED**

#### **I. Level of production**

Total production of oilseeds as received at crushers.

Sources:

[1] Australian Bureau of Agricultural and Resource Economics (ABARE), "Australian Commodity Statistics", various years, (Canberra: AGPS). Note that prior to 1994 this publication went under the title "Commodity Statistical Bulletin". ABARE, "Commodity Statistical Bulletin" (Canberra: AGPS, various years).

[2] Australian Bureau of Agricultural and Resource Economics (ABARE), "Australian Commodities – Forecasts and Issues", various years, (Canberra: AGPS, December issue). Note that from 1989 through 1993 this publication went under the title "Agriculture and Resources Quarterly"; prior to that it was published under the title, "Quarterly Review of the Rural Economy".

[3] Australian Bureau of Agricultural Economics (ABARE), "Crop Report", December issue, various years (Canberra: ABARE).

#### **II. Producer prices (at farm gate)**

Implicit price measured at the farm-gate, obtained by dividing the value of production by the level of production.

Sources:

[1] Australian Bureau of Agricultural and Resource Economics (ABARE), "Australian Commodity Statistics", various years, (Canberra: AGPS). Note that prior to 1994 this publication went under the title "Commodity Statistical Bulletin". ABARE, "Commodity Statistical Bulletin" (Canberra: AGPS, various years).

[2] Australian Bureau of Agricultural and Resource Economics (ABARE), "Australian Commodities – Forecasts and Issues", various years, (Canberra: AGPS, December issue). Note that from 1989 through 1993 this publication went under the title "Agriculture and Resources Quarterly"; prior to that it was published under the title, "Quarterly Review of the Rural Economy".

[3] Australian Bureau of Statistics, "Value of Agricultural Commodities Produced -- Australia", Catalogue No. 7503.0 (Canberra: AGPS, various years). Australian Bureau of Statistics, "Value of Principal Agricultural Commodities Produced--Australia", Catalogue No. 7501.0 (Canberra: AGPS, latest year).

### **III. Value of production (at farm gate) [(I)\*(II)]**

#### **IV. Trade status**

The trade status for the commodities examined over the past 3 years (2014-16) and changes over the entire period (1988-2016) was: Net export – net import 1988-1991.

#### **V. Market priced differential at farm gate**

Australia has no policy measures that convey market price support so MPD is set to zero.

#### **VI. Reference prices at the farm gate (including definition of the margin)**

MPD is set to zero so no reference price used.

#### **VII. Level of consumption (at farm gate)**

Total consumption all uses, calculated as production minus exports.

Sources:

[1] Australian Bureau of Agricultural Economics (ABARE), "Crop Report", December issue, various years (Canberra: ABARE).

#### **VIII. Consumption prices (at farm gate)**

Implicit prices corresponding to reference prices plus the unit value of market transfers.

#### **IX. Value of consumption (at farm gate) [(IV)\*(V)]**

## **SOYBEANS**

### **I. Level of production**

Total production of oilseeds as received at crushers.

Sources:

[1] Australian Bureau of Agricultural and Resource Economics (ABARE), "Australian Commodity Statistics", various years, (Canberra: AGPS). Note that prior to 1994 this publication went under the title



"Commodity Statistical Bulletin". ABARE, "Commodity Statistical Bulletin" (Canberra: AGPS, various years).

[2] Australian Bureau of Agricultural and Resource Economics (ABARE), "Australian Commodities – Forecasts and Issues", various years, (Canberra: AGPS, December issue). Note that from 1989 through 1993 this publication went under the title "Agriculture and Resources Quarterly"; prior to that it was published under the title, "Quarterly Review of the Rural Economy".

[3] Australian Bureau of Agricultural Economics (ABARE), "Crop Report", December issue, various years (Canberra: ABARE).

## **II. Producer prices (at farm gate)**

Implicit price measured at the farm-gate, obtained by dividing the value of production by the level of production.

Sources:

[1] Australian Bureau of Agricultural and Resource Economics (ABARE), "Australian Commodity Statistics", various years, (Canberra: AGPS). Note that prior to 1994 this publication went under the title "Commodity Statistical Bulletin". ABARE, "Commodity Statistical Bulletin" (Canberra: AGPS, various years).

[2] Australian Bureau of Agricultural and Resource Economics (ABARE), "Australian Commodities – Forecasts and Issues", various years, (Canberra: AGPS, December issue). Note that from 1989 through 1993 this publication went under the title "Agriculture and Resources Quarterly"; prior to that it was published under the title, "Quarterly Review of the Rural Economy".

[3] Australian Bureau of Statistics, "Value of Agricultural Commodities Produced -- Australia", Catalogue No. 7503.0 (Canberra: AGPS, various years). Australian Bureau of Statistics, "Value of Principal Agricultural Commodities Produced--Australia", Catalogue No. 7501.0 (Canberra: AGPS, latest year).

## **III. Value of production (at farm gate) [(I)\*(II)]**

## **IV. Trade status**

The trade status for the commodities examined over the past 3 years (2014-16) and changes over the entire period (1988-2016) was: Net export – net import 2007, 2003, 1988-1999.

## **V. Market priced differential at farm gate**

Australia has no policy measures that convey market price support so MPD is set to zero.

## **VI. Reference prices at the farm gate (including definition of the margin)**

MPD is set to zero so no reference price used.

## **VII. Level of consumption (at farm gate)**

Total consumption all uses, calculated as production minus exports.

Sources:

[1] Australian Bureau of Agricultural Economics (ABARE), "Crop Report", December issue, various years (Canberra: ABARE).

## **VIII. Consumption prices (at farm gate)**

Implicit prices corresponding to reference prices plus the unit value of market transfers.

### **IX. Value of consumption (at farm gate) [(IV)\*(V)]**

## **SUGAR**

### **I. Level of production**

Total cane sugar acquired by crushers between May and December, multiplied by 0.96.

Sources:

[1] Australian Bureau of Agricultural and Resource Economics (ABARE), "Australian Commodity Statistics", various years, (Canberra: AGPS). Note that prior to 1994 this publication went under the title "Commodity Statistical Bulletin". ABARE, "Commodity Statistical Bulletin" (Canberra: AGPS, various years).

[2] Australian Bureau of Agricultural and Resource Economics (ABARE), "Australian Commodities – Forecasts and Issues", various years, (Canberra: AGPS, December issue). Note that from 1989 through 1993 this publication went under the title "Agriculture and Resources Quarterly"; prior to that it was published under the title, "Quarterly Review of the Rural Economy".

### **II. Producer prices (at farm gate)**

Implicit price received by cane growers, obtained by dividing the value of production of raw sugar by the level of production of raw sugar, and by 0.96.

Sources:

[1] Australian Bureau of Agricultural and Resource Economics (ABARE), "Australian Commodity Statistics", various years, (Canberra: AGPS). Note that prior to 1994 this publication went under the title "Commodity Statistical Bulletin". ABARE, "Commodity Statistical Bulletin" (Canberra: AGPS, various years).

[2] Australian Bureau of Agricultural and Resource Economics (ABARE), "Australian Commodities – Forecasts and Issues", various years, (Canberra: AGPS, December issue). Note that from 1989 through 1993 this publication went under the title "Agriculture and Resources Quarterly"; prior to that it was published under the title, "Quarterly Review of the Rural Economy".

[3] Australian Bureau of Statistics, "Value of Agricultural Commodities Produced -- Australia", Catalogue No. 7503.0 (Canberra: AGPS, various years). Australian Bureau of Statistics, "Value of Principal Agricultural Commodities Produced--Australia", Catalogue No. 7501.0 (Canberra: AGPS, latest year).

### **III. Value of production (at farm gate) [(I)\*(II)]**

### **IV. Trade status**

The trade status for the commodities examined over the past 3 years (2014-16) and changes over the entire period (1988-2016) was: Net export – net export over entire period.

### **V. Market priced differential at farm gate**

Australia has no policy measures that convey market price support so MPD is set to zero.

## **VI. Reference prices at the farm gate (including definition of the margin)**

MPD is set to zero so no reference price used.

## **VII. Level of consumption (at farm gate)**

Volume acquired for domestic refining multiplied by 0.96.

Sources:

[1] Australian Bureau of Agricultural and Resource Economics (ABARE), "Australian Commodity Statistics", various years, (Canberra: AGPS). Note that prior to 1994 this publication went under the title "Commodity Statistical Bulletin". ABARE, "Commodity Statistical Bulletin" (Canberra: AGPS, various years).

[2] Australian Bureau of Agricultural and Resource Economics (ABARE), "Australian Commodities – Forecasts and Issues", various years, (Canberra: AGPS, December issue). Note that from 1989 through 1993 this publication went under the title "Agriculture and Resources Quarterly"; prior to that it was published under the title, "Quarterly Review of the Rural Economy".

## **VIII. Consumption prices (at farm gate)**

Implicit prices corresponding to reference prices plus the unit value of market transfers.

## **IX. Value of consumption (at farm gate) [(IV)\*(V)]**

# **MILK**

## **I. Level of production**

Total production including milk intake by factories between 1 July and the following 30 June and the whole milk equivalent of farm cream intake, but excluding milk produced for on-farm use. Quantities in litres are multiplied by 1.031 / 1000, to convert them into tonnes.

Sources:

[1] Australian Bureau of Agricultural and Resource Economics (ABARE), "Australian Commodity Statistics", various years, (Canberra: AGPS). Note that prior to 1994 this publication went under the title "Commodity Statistical Bulletin". ABARE, "Commodity Statistical Bulletin" (Canberra: AGPS, various years).

[2] Australian Bureau of Agricultural and Resource Economics (ABARE), "Australian Commodities – Forecasts and Issues", various years, (Canberra: AGPS, December issue). Note that from 1989 through 1993 this publication went under the title "Agriculture and Resources Quarterly"; prior to that it was published under the title, "Quarterly Review of the Rural Economy".

## **II. Producer prices (at farm gate)**

Implicit price at the farm-gate, obtained by dividing the average gross return at the farm-gate by the level of production.

Sources:

[1] Australian Bureau of Agricultural and Resource Economics (ABARE), "Australian Commodity Statistics", various years, (Canberra: AGPS). Note that prior to 1994 this publication went under the title



"Commodity Statistical Bulletin". ABARE, "Commodity Statistical Bulletin" (Canberra: AGPS, various years).

[2] Australian Bureau of Agricultural and Resource Economics (ABARE), "Australian Commodities – Forecasts and Issues", various years, (Canberra: AGPS, December issue). Note that from 1989 through 1993 this publication went under the title "Agriculture and Resources Quarterly"; prior to that it was published under the title, "Quarterly Review of the Rural Economy".

[3] Australian Bureau of Statistics, "Value of Agricultural Commodities Produced -- Australia", Catalogue No. 7503.0 (Canberra: AGPS, various years). Australian Bureau of Statistics, "Value of Principal Agricultural Commodities Produced--Australia", Catalogue No. 7501.0 (Canberra: AGPS, latest year).

### **III. Value of production (at farm gate) [(I)\*(II)]**

### **IV. Trade status**

The trade status for the commodities examined over the past 3 years (2014-16) and changes over the entire period (1988-2016) was: Net export – net export over entire period.

### **V. Market priced differential at farm gate**

Australia has no policy measures that convey market price support so MPD is set to zero.

### **VI. Reference prices at the farm gate (including definition of the margin)**

Border prices of butter, SMP converted into a milk equivalent border price using technical coefficients minus a processing margin, calendar year. The border price of butter is the "average unit export value of butter" [1], the border price of SMP is "average unit export value of skimmed milk powder" [1]. The processing margin is calculated as the difference between the domestic wholesale price (domestic wholesale prices of butter and SMP converted into a milk equivalent price using technical coefficients) and the producer price. The domestic wholesale price of Butter [1] [6] and the domestic wholesale price of SMP [1] [2].

Sources:

[1] Australian Bureau of Agricultural and Resource Economics (ABARE), "Australian Commodity Statistics", various years, (Canberra: AGPS). Note that prior to 1994 this publication went under the title "Commodity Statistical Bulletin". ABARE, "Commodity Statistical Bulletin" (Canberra: AGPS, various years).

[2] AGLINK model database.

### **VII. Level of consumption (at farm gate)**

Consumption of market (fresh) milk -- assumed equal to production; plus the consumption of milk products in milk-equivalent, estimated separately for butter, cheese, condensed whole milk and whole milk powder by multiplying domestic consumption of each product by a specific milk yield factor.

Sources:

[1] Australian Bureau of Agricultural and Resource Economics (ABARE), "Australian Commodity Statistics", various years, (Canberra: AGPS). Note that prior to 1994 this publication went under the title "Commodity Statistical Bulletin". ABARE, "Commodity Statistical Bulletin" (Canberra: AGPS, various years).

[2] OECD Secretariat estimates.

### **VIII. Consumption prices (at farm gate)**

Implicit prices corresponding to reference prices plus the unit value of market transfers.

#### **IX. Value of consumption (at farm gate) [(IV)\*(V)]**

### **BEEF AND VEAL**

#### **I. Level of production**

Total production in carcass weight of slaughterings (including dairy cattle) and for canned meat production.

Sources:

[1] Australian Bureau of Agricultural and Resource Economics (ABARE), "Australian Commodity Statistics", various years, (Canberra: AGPS). Note that prior to 1994 this publication went under the title "Commodity Statistical Bulletin". ABARE, "Commodity Statistical Bulletin" (Canberra: AGPS, various years).

[2] Australian Bureau of Agricultural and Resource Economics (ABARE), "Australian Commodities – Forecasts and Issues", various years, (Canberra: AGPS, December issue). Note that from 1989 through 1993 this publication went under the title "Agriculture and Resources Quarterly"; prior to that it was published under the title, "Quarterly Review of the Rural Economy".

#### **II. Producer prices (at farm gate)**

Implicit price at the farm-gate, obtained by dividing the value of production (intake by abattoirs, valued at the farm gate, plus estimated value of live animal exports) by the level of production.

Sources:

[1] Australian Bureau of Agricultural and Resource Economics (ABARE), "Australian Commodity Statistics", various years, (Canberra: AGPS). Note that prior to 1994 this publication went under the title "Commodity Statistical Bulletin". ABARE, "Commodity Statistical Bulletin" (Canberra: AGPS, various years).

[2] Australian Bureau of Agricultural and Resource Economics (ABARE), "Australian Commodities – Forecasts and Issues", various years, (Canberra: AGPS, December issue). Note that from 1989 through 1993 this publication went under the title "Agriculture and Resources Quarterly"; prior to that it was published under the title, "Quarterly Review of the Rural Economy".

[3] Australian Bureau of Statistics, "Value of Agricultural Commodities Produced -- Australia", Catalogue No. 7503.0 (Canberra: AGPS, various years). Australian Bureau of Statistics, "Value of Principal Agricultural Commodities Produced--Australia", Catalogue No. 7501.0 (Canberra: AGPS, latest year).

#### **III. Value of production (at farm gate) [(I)\*(II)]**

#### **IV. Trade status**

The trade status for the commodities examined over the past 3 years (2014-16) and changes over the entire period (1988-2016) was: Net export – net export over entire period.

#### **V. Market priced differential at farm gate**

Australia has no policy measures that convey market price support so MPD is set to zero.

## **VI. Reference prices at the farm gate (including definition of the margin)**

MPD is set to zero so no reference price used.

## **VII. Level of consumption (at farm gate)**

Total apparent consumption of beef and veal, carcass weight.

Sources:

[1] Australian Bureau of Agricultural and Resource Economics (ABARE), "Australian Commodity Statistics", various years, (Canberra: AGPS). Note that prior to 1994 this publication went under the title "Commodity Statistical Bulletin". ABARE, "Commodity Statistical Bulletin" (Canberra: AGPS, various years).

[2] AGLINK model database.

## **VIII. Consumption prices (at farm gate)**

Implicit prices corresponding to reference prices plus the unit value of market transfers.

## **IX. Value of consumption (at farm gate) [(IV)\*(V)]**

# **PIG MEAT**

## **I. Level of production**

Total production in carcass weight of slaughterings, including for canned meat production.

Sources:

[1] Australian Bureau of Agricultural and Resource Economics (ABARE), "Australian Commodity Statistics", various years, (Canberra: AGPS). Note that prior to 1994 this publication went under the title "Commodity Statistical Bulletin". ABARE, "Commodity Statistical Bulletin" (Canberra: AGPS, various years).

[2] Australian Bureau of Agricultural and Resource Economics (ABARE), "Australian Commodities – Forecasts and Issues", various years, (Canberra: AGPS, December issue). Note that from 1989 through 1993 this publication went under the title "Agriculture and Resources Quarterly"; prior to that it was published under the title, "Quarterly Review of the Rural Economy".

## **II. Producer prices (at farm gate)**

Implicit price at the farm-gate, obtained by dividing the value of production (intake by abattoirs, valued at the farm gate, plus estimated value of live animal exports) by the level of production.

Sources:

[1] Australian Bureau of Agricultural and Resource Economics (ABARE), "Australian Commodity Statistics", various years, (Canberra: AGPS). Note that prior to 1994 this publication went under the title "Commodity Statistical Bulletin". ABARE, "Commodity Statistical Bulletin" (Canberra: AGPS, various years).

[2] Australian Bureau of Agricultural and Resource Economics (ABARE), "Australian Commodities – Forecasts and Issues", various years, (Canberra: AGPS, December issue). Note that from 1989 through



1993 this publication went under the title "Agriculture and Resources Quarterly"; prior to that it was published under the title, "Quarterly Review of the Rural Economy".

[3] Australian Bureau of Statistics, "Value of Agricultural Commodities Produced -- Australia", Catalogue No. 7503.0 (Canberra: AGPS, various years). Australian Bureau of Statistics, "Value of Principal Agricultural Commodities Produced--Australia", Catalogue No. 7501.0 (Canberra: AGPS, latest year).

### **III. Value of production (at farm gate) [(I)\*(II)]**

### **IV. Trade status**

The trade status for the commodities examined over the past 3 years (2014-16) and changes over the entire period (1988-2016) was: Net import – net export 1988-2003

### **V. Market priced differential at farm gate**

Australia has no policy measures that convey market price support so MPD is set to zero.

### **VI. Reference prices at the farm gate (including definition of the margin)**

MPD is set to zero for all commodities so no reference price used.

### **VII. Level of consumption (at farm gate)**

Total apparent consumption of pig meat (pork plus bacon and ham), carcass weight.

Sources:

[1] Australian Bureau of Agricultural and Resource Economics (ABARE), "Australian Commodity Statistics", various years, (Canberra: AGPS). Note that prior to 1994 this publication went under the title "Commodity Statistical Bulletin". ABARE, "Commodity Statistical Bulletin" (Canberra: AGPS, various years).

[2] AGLINK model database.

### **VIII. Consumption prices (at farm gate)**

Implicit prices corresponding to reference prices plus the unit value of market transfers.

### **IX. Value of consumption (at farm gate) [(IV)\*(V)]**

## **POULTRY**

### **I. Level of production**

Total production of poultry meat (chicken, turkeys and ducks) in carcass weight of slaughterings, including for canned meat production.

Sources:

[1] Australian Bureau of Agricultural and Resource Economics (ABARE), "Australian Commodity Statistics", various years, (Canberra: AGPS). Note that prior to 1994 this publication went under the title "Commodity Statistical Bulletin". ABARE, "Commodity Statistical Bulletin" (Canberra: AGPS, various years).

[2] Australian Bureau of Agricultural and Resource Economics (ABARE), "Australian Commodities – Forecasts and Issues", various years, (Canberra: AGPS, December issue). Note that from 1989 through 1993 this publication went under the title "Agriculture and Resources Quarterly"; prior to that it was published under the title, "Quarterly Review of the Rural Economy".

## **II. Producer prices (at farm gate)**

Implicit price at the farm-gate, obtained by dividing the value of production (intake by abattoirs, valued at the farm gate, plus estimated value of live animal exports) by the level of production.

Sources:

[1] Australian Bureau of Agricultural and Resource Economics (ABARE), "Australian Commodity Statistics", various years, (Canberra: AGPS). Note that prior to 1994 this publication went under the title "Commodity Statistical Bulletin". ABARE, "Commodity Statistical Bulletin" (Canberra: AGPS, various years).

[2] Australian Bureau of Agricultural and Resource Economics (ABARE), "Australian Commodities – Forecasts and Issues", various years, (Canberra: AGPS, December issue). Note that from 1989 through 1993 this publication went under the title "Agriculture and Resources Quarterly"; prior to that it was published under the title, "Quarterly Review of the Rural Economy".

[3] Australian Bureau of Statistics, "Value of Agricultural Commodities Produced -- Australia", Catalogue No. 7503.0 (Canberra: AGPS, various years). Australian Bureau of Statistics, "Value of Principal Agricultural Commodities Produced--Australia", Catalogue No. 7501.0 (Canberra: AGPS, latest year).

## **III. Value of production (at farm gate) [(I)\*(II)]**

## **IV. Trade status**

The trade status for the commodities examined over the past 3 years (2014-16) and changes over the entire period (1988-2016) was: Net export – net export over entire period.

## **V. Market priced differential at farm gate**

Australia has no policy measures that convey market price support so MPD is set to zero.

## **VI. Reference prices at the farm gate (including definition of the margin)**

MPD is set to zero for all commodities so no reference price used.

## **VII. Level of consumption (at farm gate)**

Apparent consumption, carcass weight equivalent of whole birds, pieces and giblets.

Sources:

[1] Australian Bureau of Agricultural and Resource Economics (ABARE), "Australian Commodity Statistics", various years, (Canberra: AGPS). Note that prior to 1994 this publication went under the title "Commodity Statistical Bulletin". ABARE, "Commodity Statistical Bulletin" (Canberra: AGPS, various years).

[2] AGLINK model database.

## **VIII. Consumption prices (at farm gate)**

Implicit prices corresponding to reference prices plus the unit value of market transfers.

## **IX. Value of consumption (at farm gate) [(IV)\*(V)]**

### **SHEEP MEAT**

#### **I. Level of production**

Total production in carcass weight of mutton and lamb slaughterings (including for canned meat production), and sheep exported live.

Sources:

[1] Australian Bureau of Agricultural and Resource Economics (ABARE), "Australian Commodity Statistics", various years, (Canberra: AGPS). Note that prior to 1994 this publication went under the title "Commodity Statistical Bulletin". ABARE, "Commodity Statistical Bulletin" (Canberra: AGPS, various years).

[2] Australian Bureau of Agricultural and Resource Economics (ABARE), "Australian Commodities – Forecasts and Issues", various years, (Canberra: AGPS, December issue). Note that from 1989 through 1993 this publication went under the title "Agriculture and Resources Quarterly"; prior to that it was published under the title, "Quarterly Review of the Rural Economy".

#### **II. Producer prices (at farm gate)**

Implicit price at the farm-gate, obtained by dividing the value of production (intake by abattoirs, valued at the farm gate, plus estimated value of live animal exports) by the level of production.

Sources:

[1] Australian Bureau of Agricultural and Resource Economics (ABARE), "Australian Commodity Statistics", various years, (Canberra: AGPS). Note that prior to 1994 this publication went under the title "Commodity Statistical Bulletin". ABARE, "Commodity Statistical Bulletin" (Canberra: AGPS, various years).

[2] Australian Bureau of Agricultural and Resource Economics (ABARE), "Australian Commodities – Forecasts and Issues", various years, (Canberra: AGPS, December issue). Note that from 1989 through 1993 this publication went under the title "Agriculture and Resources Quarterly"; prior to that it was published under the title, "Quarterly Review of the Rural Economy".

[3] Australian Bureau of Statistics, "Value of Agricultural Commodities Produced -- Australia", Catalogue No. 7503.0 (Canberra: AGPS, various years). Australian Bureau of Statistics, "Value of Principal Agricultural Commodities Produced--Australia", Catalogue No. 7501.0 (Canberra: AGPS, latest year).

#### **III. Value of production (at farm gate) [(I)\*(II)]**

#### **IV. Trade status**

The trade status for the commodities examined over the past 3 years (2014-16) and changes over the entire period (1988-2016) was: Net export – net export over entire period.

#### **V. Market priced differential at farm gate**

Australia has no policy measures that convey market price support so MPD is set to zero.

#### **VI. Reference prices at the farm gate (including definition of the margin)**



MPD is set to zero for all commodities so no reference price used.

### **VII. Level of consumption (at farm gate)**

Total consumption of mutton and lamb, carcass weight.

Sources:

[1] Australian Bureau of Agricultural and Resource Economics (ABARE), "Australian Commodity Statistics", various years, (Canberra: AGPS). Note that prior to 1994 this publication went under the title "Commodity Statistical Bulletin". ABARE, "Commodity Statistical Bulletin" (Canberra: AGPS, various years).

[2] AGLINK model database.

### **VIII. Consumption prices (at farm gate)**

Implicit prices corresponding to reference prices plus the unit value of market transfers.

### **IX. Value of consumption (at farm gate) [(IV)\*(V)]**

## **EGGS**

### **I. Level of production**

Commercial egg production, excluding Tasmanian production. For the period 1986-2004, it is calculated by multiplying production in million dozen by 0.665; except for the year 1989, it is estimated by dividing gross value of production by gross unit value.

Sources:

[1] Australian Bureau of Statistics, "Value of Agricultural Commodities Produced -- Australia", Catalogue No. 7503.0 (Canberra: AGPS, various years). Australian Bureau of Statistics, "Value of Principal Agricultural Commodities Produced--Australia", Catalogue No. 7501.0 (Canberra: AGPS, latest year).

### **II. Producer prices (at farm gate)**

Implicit price measured at the farm-gate, obtained by dividing the value of production by the level of production

### **III. Value of production (at farm gate) [(I)\*(II)]**

### **IV. Trade status**

The trade status for the commodities examined over the past 3 years (2014-16) and changes over the entire period (1988-2016) was: Net import – net export 2001, 1995-1999, 1988-1993.

### **V. Market priced differential at farm gate**

Australia has no policy measures that convey market price support so MPD is set to zero.

### **VI. Reference prices at the farm gate (including definition of the margin)**

MPD is set to zero for all commodities so no reference price used.

#### **VII. Level of consumption (at farm gate)**

Consumption assumed to be equal to production.

#### **VIII. Consumption prices (at farm gate)**

Implicit prices corresponding to reference prices plus the unit value of market transfers.

#### **IX. Value of consumption (at farm gate) [(IV)\*(V)]**

### **WOOL**

#### **I. Level of production**

Total production in greasy equivalent weight of shorn wool (includes crutching), dead and fellmongered wool and wool exported on skins.

Sources:

[1] Australian Bureau of Agricultural and Resource Economics (ABARE), "Australian Commodity Statistics", various years, (Canberra: AGPS). Note that prior to 1994 this publication went under the title "Commodity Statistical Bulletin". ABARE, "Commodity Statistical Bulletin" (Canberra: AGPS, various years).

[2] Australian Bureau of Agricultural and Resource Economics (ABARE), "Australian Commodities – Forecasts and Issues", various years, (Canberra: AGPS, December issue). Note that from 1989 through 1993 this publication went under the title "Agriculture and Resources Quarterly"; prior to that it was published under the title, "Quarterly Review of the Rural Economy".

#### **II. Producer prices (at farm gate)**

Implicit price measured at the farm-gate, obtained by dividing the value of production by the level of production.

Sources:

[1] Australian Bureau of Agricultural and Resource Economics (ABARE), "Australian Commodity Statistics", various years, (Canberra: AGPS). Note that prior to 1994 this publication went under the title "Commodity Statistical Bulletin". ABARE, "Commodity Statistical Bulletin" (Canberra: AGPS, various years).

[2] Australian Bureau of Agricultural and Resource Economics (ABARE), "Australian Commodities – Forecasts and Issues", various years, (Canberra: AGPS, December issue). Note that from 1989 through 1993 this publication went under the title "Agriculture and Resources Quarterly"; prior to that it was published under the title, "Quarterly Review of the Rural Economy".

[3] Australian Bureau of Statistics, "Value of Agricultural Commodities Produced -- Australia", Catalogue No. 7503.0 (Canberra: AGPS, various years). Australian Bureau of Statistics, "Value of Principal Agricultural Commodities Produced--Australia", Catalogue No. 7501.0 (Canberra: AGPS, latest year).

#### **III. Value of production (at farm gate) [(I)\*(II)]**

#### **IV. Trade status**

The trade status for the commodities examined over the past 3 years (2014-16) and changes over the entire period (1988-2016) was: Net export – net export over entire period.

#### **V. Market priced differential at farm gate**

Australia has no policy measures that convey market price support so MPD is set to zero.

#### **VI. Reference prices at the farm gate (including definition of the margin)**

MPD is set to zero for all commodities so no reference price used.

#### **VII. Level of consumption (at farm gate)**

Consumption of virgin wool by the wool textile industry (greasy equivalent).

Sources:

[1] Australian Bureau of Agricultural and Resource Economics (ABARE), "Australian Commodity Statistics", various years, (Canberra: AGPS). Note that prior to 1994 this publication went under the title "Commodity Statistical Bulletin". ABARE, "Commodity Statistical Bulletin" (Canberra: AGPS, various years).

[2] OECD Secretariat estimates.

#### **VIII. Consumption prices (at farm gate)**

Implicit prices corresponding to reference prices plus the unit value of market transfers.

#### **IX. Value of consumption (at farm gate) [(IV)\*(V)]**

### **COTTON**

#### **I. Level of production**

Total production of cotton and cotton seed delivered to gins.

#### **II. Producer prices (at farm gate)**

Implicit price measured at the farm-gate, obtained by dividing the value of production by the level of production

#### **III. Value of production (at farm gate) [(I)\*(II)]**

#### **IV. Trade status**

The trade status for the commodities examined over the past 3 years (2014-16) and changes over the entire period (1988-2016) was: Net export – changed from net import in 1989.

#### **V. Market priced differential at farm gate**

Australia has no policy measures that convey market price support so MPD is set to zero.



**VI. Reference prices at the farm gate (including definition of the margin)**

MPD is set to zero so no reference price used.

**VII. Level of consumption (at farm gate)**

Domestic consumption of raw product zero as domestic processing ceased in early 2000s.

**VIII. Consumption prices (at farm gate)**

Implicit prices corresponding to reference prices plus the unit value of market transfers.

**IX. Value of consumption (at farm gate) [(IV)\*(V)]**

**Other sources:**

[1] Industries Assistance Commission, The Rice Industry, Report No. 407 (Canberra: AGPS, 23 October 1987), p. 77.

[2] Industry Commission, "Annual Report" (various years).

[3] Productivity Commission, "Trade & Assistance Review 1997-98".

附件十：澳大利亚农业和水资源部  
“协助小出口商一揽子计划”

根据澳大利亚农业和水资源部网站信息 (Department of Agriculture and Water Resource ) , 具体参见 <http://www.agriculture.gov.au/export/from-australia/package-assisting-small-exporters#grains>。

标注部分, 翻译摘要如下:

### 协助小出口商计划合集

协助小出口商包装合集 (PASE) 是一项耗资 1500 万美元的计划, 旨在改善小型出口商在肉类, 园艺, 谷物、植物产品, 奶牛, 蛋和鱼类部门的市场准入。

PASE 计划始于 2014 年, 包括:

- 2014-2015 年度对肉类, 乳制品, 鱼类, 蛋类, 园艺, 粮食及植物产品行业合格出口的出口回扣 (不再提供)
- 费用和收费审查 (2015 年完成)
- 为支持小型出口商市场准入的项目提供资金 (2015 年开始)。

出口回扣仅包括出口登记费, 申请日期于 2014 年 10 月 31 日截止, 农业和水资源部共收到 603 份符合条件方提交的申请, 获准方可以将折扣应用于 2014-15 登记发票。

农业和水资源部通过成本回收工作组与出口行业咨询委员会的合作, 进行 2015 年完成的费用和收费审查。

到目前为止, PASE 已经支持了 58 个项目。所有资金都已全部分配, 申请将被关闭。

### 计划涉及:

园艺 (略...)

鱼和蛋 (略...)

谷物

McMullen Consulting-改进谷物容器的取样系统, 以帮助建立供应链保证和支持出口。(完成)

谷物产业市场准入论坛-PASE 下的两个项目:

- 污染物数据集有助于粮食种植者管理出口粮食质量。数据集将记录污染物并为种植者提供数据。(结论)



- 加强和扩大有害生物监测活动，以确保继续满足进口国的生物安全要求，以满足出口市场准入的要求。（完成）

澳洲谷物交易-审查澳大利亚谷物行业行为准则，以确保该准则对行业，特别是小型出口商的持续改进，相关性和完整性。这将确保澳大利亚的粮食管理实践准确反映当前的法规和最佳实践举措。（完成）

澳洲谷物交易-PASE 下的四个特别项目：

- 满足行业对标准化卡车清洁程序的需求，以减少污染的普遍程度。（完成）
- 向小型粮食种植者提供援助，以建立食品安全数据库，记录任何已发生的污染。（完成）
- 将开发集装箱装箱机操作手册，以建立小型谷物种植者的出口能力，并帮助进行市场准入谈判。（完成）
- 一站式在线交易标准数据库，可以更快地访问准确的交易标准信息。（完成）

Primal Foods-在线交易门户网站，将有机和替代谷物生产商与出口商相匹配。（完成）

南方农业出口计划-制定生物农业标准和审核框架，种植者可以利用这些标准在竞争激烈的出口市场中区分其产品。（完成）

Ubatuba Amazonian Health Foods Pty. Ltd-制定数字营销和广告战略，在中国推广橄榄和其他澳大利亚本地食品产业。（完成）

乳业（略…）

肉类（略…）

根据澳大利亚农业和水资源部网站信息 (Department of Agriculture and Water Resource ) , 具体参见 <http://www.agriculture.gov.au/export/from-australia/package-assisting-small-exporters/pase-project-updates>

谷物市场准入论坛更新内容翻译摘要如下:

## 谷物产业市场准入论坛

谷物产业市场准入论坛 (GIMAF) 成功完成了 PASE 下的两个项目:

范围研究-对于新的或小的澳大利亚谷物出口商, 应对出口植物检疫要求可能是一项挑战。为了尝试和协助, GIMAF 进行了一项范围研究, 旨在开发谷物, 油籽和豆类在澳大利亚粮食生产地区发现的谷物污染物 (包括杂草种子, 害虫和其他物理杂质) 基准水平的数据库。

该项目的理想结果是创建了有关物理颗粒污染物的国家数据库。由于难以获得散装谷物处理公司拥有的专有信息, 因此无法实现最理想的结果。但是, 利用了其他替代性信息来源, 发展了“谷物污染数据收集项目报告”的范围研究。

基于该范围研究的, 得出如下建议, 包括建立大麦三胞胎花叶病毒免疫状态, 增强进口国家要求手册 (MICoR), 获取工业用途和效益数据以及物理污染物的基线调查。

欲了解更多信息, 请联系谷物产业市场准入论坛。

监督-该 GIMAF 项目的目标是在澳大利亚东南部粮食种植州, 提高农民和顾问对于谷物研究与开发公司 (GRDC) GrowNotes™预警申请的认识和接受水平。GrowNotes™Alert 是一个免费的全国性系统, 用于发布紧急, 可诉讼的和经济上重要的疾病, 害虫杂草和生物安全等信息。

关于澳大利亚粮食出口中是否存在有害生物和杂草种子的数据对于继续不受阻碍地进入市场至关重要。在澳大利亚生产区域提供有关杂草种子和害虫的支持数据的将更好的改善市场准入, 并可能减少进入某些市场的不必要障碍, 为小型出口商提供更好的营销机会。

这个项目取得了一定成果, 现在澳大利亚东南部有超过 800 家谷物生产商和他们的建议者/顾问在 GrowNotes™Alert 应用程序中注册, 并且知道 (通过这个项目) GIMAF 的作用以及 GIMAF 对粮食产业市场准入的重要性。

可以通过 GRDC 网站访问 GrowNotes™警报。有关详细信息, 请发送电子邮件至 GrowNotes Alert。

## Package assisting small exporters

The Package Assisting Small Exporters (PASE) is a \$15 million program aimed at improving market access for small exporters in the meat, horticulture, grains and plant products, dairy fish, eggs and fish sectors.

The PASE program commenced in 2014, consisting of:

- a rebate for eligible export registered establishments in the meat, dairy, fish, eggs, horticulture, grain and plant product sectors in 2014-15 (no longer available)
- a fees and charges review (completed in 2015)
- funding for projects that support market access for small exporters (commenced in 2015).

The rebate covered export registration charges only. Applications closed on 31 October 2014 and the department received 603 applications across all eligible sectors. Each eligible establishment had the rebate applied to their 2014-15 registration invoice.

The department worked with Export Industry Consultative Committees through the Cost Recovery Taskforce to undertake the fees and charges review, which was completed in 2015.

To date, 58 projects have been supported by PASE. Applications are closed as all funding is fully allocated.

Read [updates on completed and continuing projects](#).

## Projects

[expand all]

**Horticulture** ▼

---

Apple and Pear Australia - two projects under PASE:

- create a series of documents for the Apple and Pear industry to assist with market access requirements and practices. **(complete)**
- remove industry export barriers by providing a streamlined registration process for pome fruit growers. **(complete)**

Australian Mango Industry Association - develop an online export registration system for Australian mango growers to improve mapping and phytosanitary data recording. **(complete)**

Australian Native Food Industry Limited - develop a process that can be used to satisfy importing country requirements for Australian native plant food products and trial it to improve market access for three different native species. **(complete)**

Australian Mangoes Industry Association – the grant will help the Australian Mangoes Industry Association prioritise the strategic direction for exports and develop an export market strategy. **(complete)**

The Australian Melon Association received funding for two projects:

- research and report on the Japanese melon market to improve decision making for Australian melon growers and exporters. **(complete)**
- develop an Export Strategy and Plan for the Australian melon industry that can be utilised at both a national and business level. **(complete)**

Australian Table Grape Association – development of an online system to enable small exporters to undergo the export accreditation process. **(complete)**



Ausveg SA – export training package developed to assist South Australian vegetable growers become more export ready.

**(complete)**

Ausveg – development of a training package for vegetable growers in Victoria, Queensland and Western Australia to increase knowledge and understanding of supply chains. **(complete)**

Avocados Australia – avocado growers will receive help to access markets in Asia and the Middle East with a grant to develop a market access strategy. **(complete)**

Cedar Hill Flowers – efficacy of a fumigant, Vapormate, and its effects on Australian wildflowers were assessed as a potential new pre-export treatment. **(complete)**

Cedar Hill Flowers & Foliage Pty. Ltd. - develop an ecolabel scheme for the Australian flower and foliage industry (AFFI) to enable Australian cut flower and foliage producers and exporters to maintain and grow their share of international floriculture markets. **(complete)**

Cherry Growers Australia – enhanced Biosecurity Management Programme, including an updated export manual. **(complete)**

Citrus Australia – two projects under PASE:

- Part 1- develop the online Export Registration System for the Australian citrus export industry with functionality and improvements. **(complete)**
- Part 2- further improve and automate the online Export Registration System by developing system capacity and tools. **(complete)**

Fruit Growers Tasmania - develop an Australian Apple Export Manual and Post-Harvest Guide to provide practical guidance for Australian apple growers and exporters to improve market access. **(complete)**

Horticultural Authorised Officer Programme – Authorised Officer training to boost industry capacity to meet export market protocols. **(complete)**

NSW Department of Primary Industries – development and implementation of a “seasonal pest absence approach” to addressing importing country biosecurity requirements, building potential for cherry export opportunities. **(complete)**

Queensland Strawberry Growers Association - improve market access for Australian strawberries to Indonesia by trialling and practically evaluating irradiation technology treatments. **(complete)**

Queensland Department of Agriculture and Fisheries – improved the shelf life and quality of the vegetables using new packaging technologies, enabling better returns for exporters. **(complete)**

Summerfruit Australia – adaptation of an export registration system for summer-fruit to improve orchard management, ensuring export market requirements are met. **(complete)**

## Fish and Egg



Abalone Council Australia – improve the strength and potential of the abalone export industry through the development of market access strategies. **(complete)**

Australian Egg Corporation – develop a national Salmonella enteritidis Monitoring and Accreditation Programme that demonstrates food safety and will assist in export market access. **(complete)**

Commonwealth Fisheries Association – Australia’s export reputation for clean seafood will be further enhanced through a grant for a national residue testing program. **(complete)**

Department of Primary Industries and Regions South Australia (PIRSA) - drive the uptake of rapid screening tools for biotoxins in shellfish through the development of a national strategy and training package. The screening tools are a fraction of the cost of existing methods and are able to be completed in 30 minutes, providing significant savings to producers and exporters. **(complete)**

Department of Primary Industries and Regions South Australia (PIRSA) – development of new, faster and cheaper technology to be used in detecting naturally occurring paralytic shellfish toxins. **(complete)**

Tasmanian Oyster Research Council – oyster growers will benefit from a project aimed at regaining market access to the US. **(complete)**

Woodbridge Smokehouse – a Tasmanian smokehouse developed new export markets and market knowledge for niche Australian seafood products. **(complete)**

## Grains



Australian Native Food and Botanicals - develop and lodge an application for Lemon Myrtle leaf to achieve the status of 'Generally Recognised As Safe (GRAS)'. If successful, this will significantly improve Australian exports of lemon myrtle leaf to the United States and globally. **(complete)**

Australian Tea Tree Industry – Australian Tea Tree Industry made a submission to the EU on the cosmetic use and functions of tea tree oil with the view to open up broad export markets. **(complete)**

McMullen Consulting – improve the sampling system for grain containers to help establish supply chain assurance and support exports. **(complete)**

Go Resources Pty. Ltd. - develop and implement a stewardship protocol to support the export of super high oleic (SHO) safflower and create a framework for other biotech crops. **(complete)**

Grain Industry Association of Western Australia –development of a market export strategy for access to Middle Eastern markets for Sweet Lupins. **(complete)**

Grains Industry Market Access Forum – two projects under PASE:

- A contaminants data-set that will help grain growers' manage export grain quality. The data-set will record contaminations and provide data for growers. **(concluded)**
- enhance and extend pest surveillance activities to ensure importing country biosecurity requirements can continue to be met for export market access. **(complete)**

Grain Trade Australia - review the Australian Grain Industry Code of Practice to ensure the continued improvement, relevance and integrity of the Code to the industry, particularly small exporters. This will assure grain management practices in Australia accurately reflect current regulations and best practice initiatives. **(complete)**

Grain Trade Australia – four unique projects under PASE:

- to address an industry need for a standardised truck cleaning procedure to reduce the prevalence of contaminations. **(complete)**
- small grain growers will be provided with assistance in developing a food safety database, which records any contamination that has occurred. **(complete)**
- container packer operational manual will be developed to build the export capabilities of small grain growers and help with market access negotiations. **(complete)**
- one-stop-shop online trading standards data base allowing faster access to accurate trading standards information. **(complete)**





P Guinane Pty. Ltd.- complete and lodge a Registration, Evaluation, Authorisation and Restriction of Chemicals (REACH) dossier for Tea Tree Oil with the European Chemical Agency. This dossier is required to maintain and improve Australian tea tree oil access to the EU. **(complete)**

Primal Foods – online trading portal to match organic and alternative grains producers with exporters. **(complete)**

Southern Cross Agriculture Exports – develop a biological farming standard and audit framework that growers can use to differentiate their product in competitive export markets. **(complete)**

Ubatuba Amazonian Health Foods Pty. Ltd. - develop a digital marketing and advertising strategy that promotes the Kakadu Plum and the Australian Native Food Industry in China. **(complete)**

## Dairy

Dairy Australia - two projects under PASE:

- Develop the knowledge and capability of producers through educational materials and training tools such as e-learning. **(complete)**
- Further develop support for producers by undertaking market research and delivering workshops to industry. Dairy businesses will also benefit from specialised support for Asian market trade related issues. **(complete)**

## Meat

Central Victorian Exporters Network – small Victorian agribusinesses will be provided with specialist advice, providing structured business support to agribusinesses to become export ready. **(complete)**

Kangaroo Industry Association of Australia – funding to develop a market access strategy for kangaroo meat products in additional international markets and assistance to support market access activities in key Asian markets. **(complete)**

**M&S Food Consultants** –development of process and procedure controls for the skinning and boning of kangaroos to ensure Australia’s export reputation is further enhanced. **(complete)**

NSW Farmers Association – funding to develop an alternative supply chain for small meat exporters. The project will assess alternative supply chain channels with the view to obtaining higher gate prices for small exporters. **(complete)**

The National Herd Improvement Association of Australia – development of a strategic export plan, a dedicated website for genetic exports, and the establishment of a genetics forum. **(concluded)**

**Vanderlinde Consulting** –development of an EU submission on lactic acid decontamination in kangaroo meat. **(complete)**

Zapple Software – Zapple Software will create an app that makes it quicker and easier to trace where the products have come from. **(concluded)**



Was this page helpful?

Yes

No



The online portal is called “Farmgate Exchange” and it aims to help growers to market their grain from their own silos directly to buyers all over the world. In essence it helps to make export markets more accessible and aims to deliver better prices to Australian farmers. It has also assisted growers to access the premium grains market by providing non-blended, consistent quality and specific grain varieties, which can show product traceability and integrity.

The portal can be accessed at [Farmgate Exchange](#).

## Queensland Department of Agriculture and Fisheries

International consumers already know Australian vegetables are top quality, but it can be difficult to encourage their purchase if the price is high compared to other products. Cost efficiencies can help level the playing field, and with the assistance of PASE the Queensland Department of Agriculture and Forestry (QDAFF) has been working on a new “iceless” packaging technology to maintain the quality of freighted green leafy vegetables, while bringing the price down.

The research investigated the use of plastic liners, ethylene inhibitors and modified atmosphere packaging (MAP), designed to create a low oxygen, high carbon dioxide and high humidity storage environment to extend shelf life of broccoli without the use of heavy, expensive top ice.

The project was a success. Clinton McGrath, project leader QDAFF, said that “[r]emoving ice from broccoli shipments, and utilising the MAP packaging and cardboard cartons, has resulted in cost savings in air freight to exporters of up to \$0.66 per kg”.

The project also examined the quality and price of Australian broccoli shipped to the United Arab Emirates, Singapore and Indonesia using MAP packaging technology, with positive results across the board.

Packaging savings were also demonstrated for other leafy vegetables, such as celery and lettuce.

QDAFF has provided presentations of key findings at industry seminars and in media articles in key industry publications. A project report ‘**Improving market access, competitiveness and profitability of small exporters of leafy green vegetables through adaptation of innovative packaging**’ was also developed and delivered to collaborators and interested small exporters.

For a copy of this report, email [Clinton McGrath](#).



A Singaporean customer buying Australian broccoli.

## Grains Industry Market Access Forum

The Grains Industry Market Access Forum (GIMAF) successfully completed two projects under PASE:

**Scoping Study** - For new or small exporters of Australian grain, grappling with export phytosanitary requirements can be a challenge. To try and assist, GIMAF has conducted a scoping study aimed at developing a data-set of the base level of grain contaminants (including weed seeds, pests and other physical impurities) found in cereals, oilseeds and pulses throughout Australian grain production regions.

The ideal outcome from this project would have been the creation for a national data set on physical grain contaminants. Due to difficulties in obtaining proprietary information owned by bulk grain handling companies this was not achieved. However, there were alternative sources of information utilised and a scoping study ‘**Grain contamination data collection project report**’ was developed.



Recommendations based on this scoping study include the establishment of freedom from status for barley tripe mosaic virus, Manual of Importing Country Requirements (MICO) enhancements, accessing data for industry use and benefit and the baseline surveying of physical contaminants.

For further information, contact [Grains Industry Market Access Forum](#).

**Surveillance** – The objective of this GIMAF project was to increase the level of awareness and adoption by farmers and consultants of the Grains Research and Develop Corporations (GRDC) GrowNotes™ Alert application in the grain growing states in south-eastern Australia. GrowNotes™ Alert is a free nationwide system for delivering urgent, actionable and economically important disease, pest weed and biosecurity.

Data about the absence or presence of pests and weed seeds in Australia's grain exports is vital for the continued unimpeded access of markets. Better knowledge with supporting data about weed seeds and pests in Australian production areas will improve market access opportunities and possibly reduce unnecessary barriers into some markets providing enhanced marketing opportunities for small exporters.

As a result of this project there are now in excess of 800 grain producers and their advisors/consultants in south-eastern Australia registered with the GrowNotes™ Alert application and who are aware (via this project) of the role of GIMAF and the importance of market access to the grains industry.

The GrowNotes™ Alert can be accessed via the [GRDC website](#). For further information, please email [GrowNotes Alert](#).

## Citrus Australia Ltd

For a number of export markets, Australian citrus growers and packing-houses are required to register with the Australian Government Department of Agriculture and Water Resources (the department) each season. Those markets include South Korea, China, Thailand, Taiwan, Japan, New Zealand and the United States.

To qualify for registration, growers and packing-houses are required to provide evidence to the department that certain requirements have been met. Those requirements include cultural practices in orchards, specific chemical sprays, weed control, pest monitoring, Integrated Pest Management, training and registration of crop monitors, inspections in packing houses, documented hygiene procedures in packing houses, pest and rodent control procedures in packing houses, and traceability procedures in packing houses. In addition to sighting documented evidence, the department also conducts field audits in orchards and packing houses.

Historically, growers and packing houses have lodged their applications (and supporting documents) via a paper-based system. With the growing trade into regulated markets (notably China), the paper-based system has presented significant challenges for industry and government.

The objective of the Citrus Australia PASE project (delivered in two phases) was to develop an online system for export registration.

Phase 1 - Funded additional functionality and improvements for the existing online Export Registration System for the Australian citrus export industry.

Phase 2 – Funded additional developments to the Export Registration System to create further efficiencies and cost-saving for the citrus industry and the Government.

For further information on the Export Registration System or to register, please visit [Citrus Australia Ltd](#) or email [Registrations](#).

Was this page helpful?

Yes

No

附件十一

汇 率 统 计



# USD/AUD - US Dollar Australian Dollar

Real-time FX

美元兑澳元汇率 2017年

Add to Portfolio

Create Alert

Please note that the more commonly used Pair is [AUD/USD](#)

**1.4048** **-0.0038 (-0.27%)**

19/10 - Closed. ([Disclaimer](#))

Type: Currency  
Group: Major  
Base: US Dollar  
Second: Australian Dollar

Prev. Close: **1.4087** Bid/Ask: **1.4046 / 1.4050** Day's Range: **1.3986 - 1.4105**

[General](#) [Chart](#) [News & Analysis](#) [Technical](#) [Forum](#)

[Overview](#) [Historical Data](#) [Currency Converter](#)

## USD/AUD Historical Data

Time Frame:

Monthly ▼

Download Data

01/01/2017 - 12/31/2017

Date	Price	Open	High	Low	Change %
Dec 17	1.2817	1.3212	1.3332	1.2776	-3.02%
Nov 17	1.3216	1.3059	1.3276	1.2934	1.19%
Oct 17	1.3060	1.2745	1.3116	1.2661	2.31%
Sep 17	1.2765	1.2584	1.2823	1.2305	1.44%
Aug 17	1.2584	1.2495	1.2808	1.2429	0.71%
Jul 17	1.2495	1.3014	1.3209	1.2393	-3.91%
Jun 17	1.3003	1.3467	1.3571	1.2968	-3.38%
May 17	1.3458	1.3399	1.3646	1.3231	0.78%
Apr 17	1.3354	1.3108	1.3447	1.3079	1.87%
Mar 17	1.3109	1.3058	1.3349	1.2897	0.39%
Feb 17	1.3058	1.3180	1.3243	1.2912	-0.95%
Jan 17	1.3183	1.3824	1.3959	1.3134	-4.87%

Highest: 1.3959

Lowest: 1.2305

Difference: 0.1654

Average: 1.3008

Change %: -7.5119

平均汇率

## My Sentiments

What is your sentiment on USD/AUD?

or

Market is currently closed. Voting is open during market hours.

## THE FOREX TRADING GUIDE BY

7 eBooks for free

A great tool for anyone who wants to learn to trade the financial markets. Whether a novice trader or an experienced trader.

USD/AUD Discussions



美元兑人民币汇率统计表

期间	1月	2月	3月	4月	5月	6月	7月	8月	9月	10月	11月	12月	平均
2014年	6.1043	6.1128	6.1358	6.1553	6.1636	6.1636	6.1569	6.1606	6.1528	6.1441	6.1432	6.1238	6.1431
2015年	6.1272	6.1339	6.1507	6.1302	6.1143	6.1161	6.1167	6.3056	6.3691	6.3486	6.3666	6.4476	6.2272
2016年	6.5527	6.5311	6.5064	6.4762	6.5315	6.5874	6.6774	6.6474	6.6715	6.7442	6.8375	6.9182	6.6401
2017年	6.8918	6.8713	6.8932	6.8845	6.8827	6.8019	6.7654	6.6736	6.5634	6.5154	6.6186	6.5942	6.7463

注：数据来源于中国人民银行。

汇率  
Exchange Rate

项目 Item	2014. 01	2014. 02	2014. 03	2014. 04	2014. 05	2014. 06	2014. 07	2014. 08	2014. 09	2014. 10	2014. 11	2014. 12
一特别提款权单位折合人民币元（期末数） Yuan per SDR ( End of Period )	9.3663	9.4723	9.5089	9.5430	9.5039	9.5116	9.4444	9.3604	9.1216	9.0860	8.9824	8.8653
一美元折合人民币（期末数） Yuan per US Dollar ( End of Period )	6.1050	6.1214	6.1521	6.1580	6.1695	6.1528	6.1675	6.1647	6.1525	6.1461	6.1345	6.1190
一美元折合人民币（平均数） Yuan per US Dollar ( Period Average )	6.1043	6.1128	6.1358	6.1553	6.1636	6.1636	6.1569	6.1606	6.1528	6.1441	6.1432	6.1238



汇率  
Exchange Rate

项目 Item	2015. 01	2015. 02	2015. 03	2015. 04	2015. 05	2015. 06	2015. 07	2015. 08	2015. 09	2015. 10	2015. 11	2015. 12
一特别提款权单位折合人民币元（期末数） Yuan per SDR（End of Period）	8.6519	8.6519	8.4731	8.5984	8.5093	8.5982	8.5317	8.9693	8.9296	8.8694	8.7767	8.9984
一美元折合人民币（期末数） Yuan per US Dollar（End of Period）	6.1370	6.1475	6.1422	6.1137	6.1196	6.1136	6.1172	6.3893	6.3613	6.3495	6.3962	6.4936
一美元折合人民币（平均数） Yuan per US Dollar（Period Average）	6.1272	6.1339	6.1507	6.1302	6.1143	6.1161	6.1167	6.3056	6.3691	6.3486	6.3666	6.4476

汇率  
Exchange Rate

项目 Item	2016. 01	2016. 02	2016. 03	2016. 04	2016. 05	2016. 06	2016. 07	2016. 08	2016. 09	2016. 10	2016. 11	2016. 12
一特别提款权单位折合人民币元（期末数） Yuan per SDR（End of Period）	9.0445	9.0215	9.1027	9.1789	9.2295	9.2760	9.2675	9.3293	9.3209	9.2929	9.3227	9.3256
一美元折合人民币（期末数） Yuan per US Dollar（End of Period）	6.5516	6.5452	6.4612	6.4589	6.5790	6.6312	6.6511	6.6908	6.6778	6.7641	6.8865	6.9370
一美元折合人民币（平均数） Yuan per US Dollar（Period Average）	6.5527	6.5311	6.5064	6.4762	6.5315	6.5874	6.6774	6.6474	6.6715	6.7442	6.8375	6.9182

汇率  
Exchange Rate

项目 Item	2017.01	2017.02	2017.03	2017.04	2017.05	2017.06	2017.07	2017.08	2017.09	2017.10	2017.11	2017.12
一特别提款权单位折合人民币元（期末数） Yuan per SDR（End of Period）	9.3480	9.3002	9.3501	9.4569	9.4534	9.4364	9.4693	9.3223	9.3958	9.3110	9.3521	9.2734
一美元折合人民币（期末数） Yuan per US Dollar（End of Period）	6.8588	6.8750	6.8993	6.8931	6.8633	6.7744	6.7283	6.6010	6.6369	6.6397	6.6034	6.5342
一美元折合人民币（平均数） Yuan per US Dollar（Period Average）	6.8918	6.8713	6.8932	6.8845	6.8827	6.8019	6.7654	6.6736	6.5634	6.5154	6.6186	6.5942



## 附件十二

澳大利亚农业水利部关于大麦的生产和出口数据披露

4.9 Australian coarse grains supply and disposal, by grain a

澳大利亚谷物供需变化表

国内用途

	Production b	Exports c	Estimated domestic disposals	
			Other d	Seed
	kt	kt	kt	kt
<b>Barley</b>				
2011–12	8,221	6,146	1,911	164
2012–13	7,472	5,289	2,011	172
2013–14	9,174	6,957	2,035	184
2014–15	8,646	5,932	2,529	185
2015–16	8,992	6,342	2,471	180
2016–17 s	13,414	9,465	3,780	169
<b>Oats</b>				
2011–12	1,262	213	1,014	35.0
2012–13	1,121	237	850	34.3
2013–14	1,255	253	960	41.0
2014–15	1,198	238	920	39.9
2015–16	1,300	274	983	43.4
2016–17 s	1,873	365	1,472	35.7
<b>Sorghum b</b>				
2011–12	2,239	950	981	3.3
2012–13	2,229	1,179	1,056	3.2
2013–14	1,282	1,146	1,080	2.7
2014–15	2,209	397	881	3.7
2015–16	1,791	1,638	569	3.4
2016–17 s	1,017	913	1,305	2.4
<b>Corn (maize) b</b>				
2011–12	451	46.0	311	1.0
2012–13	506	106	346	1.2
2013–14	390	106	400	0.8
2014–15	495	60.1	330	0.9
2015–16	400	63.9	431	0.8
2016–17 s	516	63.2	342	1.0
<b>Triticale</b>				
2011–12	285	0.0	280	5.0
2012–13	171	0.0	167	4.0
2013–14	126	0.0	122	4.1
2014–15	143	0.0	137	5.8
2015–16	127	1.1	123	4.8
2016–17 s	255	0.3	252	3.3
<b>Total</b>				
2011–12	12,457	0.0	4,496	208
2012–13	11,499	0.0	4,429	214
2013–14	12,226	0.0	4,597	232
2014–15	12,691	0.0	4,797	235
2015–16	12,610	1.0	4,575	232
2016–17 s	17,076	0.3	7,150	211

a Crops sown for grain. Crop years are November–October for barley, oats and triticale, and March–February for corn (maize) and grain sorghum. b Series break in 2015–16. Prior to 2015–16 figures are based on establishments with an estimated value of agricultural operations (EVAO) of \$5,000. From 2015–16 (inclusive) figures are based on establishments with an EVAO of \$40,000. c Volumes are presented in the year of actual export, which is typically one year after production. Includes grain equivalent of malt. d In principle, calculated as a residual: production plus imports less any observed or assumed change in stocks and less seed use. s ABARES estimate.

Sources: ABARES, Australian crop report, Canberra; Australian Bureau of Statistics (ABS), *Agriculture, Australia*, cat. no. 7113.0, Canberra; ABS, *Agricultural commodities, Australia*, cat. no. 7121.0, Canberra; ABS, *International trade, Australia*, cat. no. 5465.0, Canberra; ABS, *Principal agricultural commodities, Australia, preliminary*, cat. no. 7111.0, Canberra; ABS, *Summary of crops, Australia*, cat. no. 7330.0, Canberra; UN Commodity Trade Statistics Database (UN Comtrade)

## 附件十三

### 澳大利亚出口谷物创新中心的介绍及相关报告节选



澳大利亚出口谷物创新中心(Australian Export Grains Innovation-AEGIC)所出具的《澳大利亚大麦-质量、安全、可靠性报告》和澳大利亚出口谷物创新中心(AEGIC)介绍的标注部分,翻译摘要如下:

澳大利亚出口谷物创新中心(AEGIC)旨在成为澳大利亚谷物行业市场洞察力,创新和应用技术的领先组织,是西澳大利亚州政府的和澳大利亚的谷物研究与开发公司合作倡议建立的。

报告内容:澳大利亚是全球主要的大麦出口国,其啤酒大麦出口量占全球总出口量比例为30%-40%,饲料大麦出口量占全球总出口数量比例为20%。据2011/2012年财年至2016/2017财年,五年平均数据显示,澳大利亚大麦种植面积约4百万公顷,年产900万吨大麦。其中30%-40%为啤酒大麦,剩余用于人类消费或饲料。

据2012/2013财年至2016-2017财年,四年平均数据显示,澳大利亚大麦总出口量为6,401,043吨,其中向中国出口量为4,204,000吨,占澳大利亚大麦全球总出口量比例为65.68%。

## About AEGIC

[Home](#) > [About](#) > [About AEGIC](#)

澳大利亚出口谷物创新中心（AEGIC）旨在成为澳大利亚谷物行业市场洞察力，创新和应用技术的领先组织



The Australian Export Grains Innovation Centre (AEGIC) aims to be Australia's leading organisation for market insight, innovation and applied technology in the grains industry.

AEGIC exists to increase value in the Australian grains industry.

Our offices in Perth and Sydney are staffed by highly qualified and experienced scientists and industry experts administering a diverse range of projects, mainly focusing on Australia's key grain markets in Asia.

Grain delivers more than \$10 billion in export income to the Australian economy each year. Wheat is Australia's most important export grain and is exported to more than 40 countries each year. Australia is the fourth largest wheat exporter in the world, contributing 15% of the total world trade. Other important Australian crops include barley, canola, oats and pulses. These crops are the focus of AEGIC's work in the grains sector.

Broadly speaking, AEGIC works across four areas:



Australian Export Grains Innovation Centre



# Australian barley

Quality, safety, and reliability

Australian barley growers have built an international reputation for producing high quality, clean and food safe grain which is highly sought after worldwide.



# A reputation for quality

Australian barley is in high demand globally for use in beer brewing, distilling and as a high quality, clean animal feed.

Australia produces two-row spring barley that is plump and bright with moderate protein content.

Harvested grain has low moisture content with long storage viability and is highly regarded globally by malting, brewing, distilling, shochu and feed industries.

Australian malting barley has a strong reputation because of its quality characteristics and versatility to suit different end-product uses. Australian barley grain has a high germination rate with uniform malting characteristics. Accredited varieties produce malt with an excellent level of extract and a range of enzyme levels to suit different style end-products.

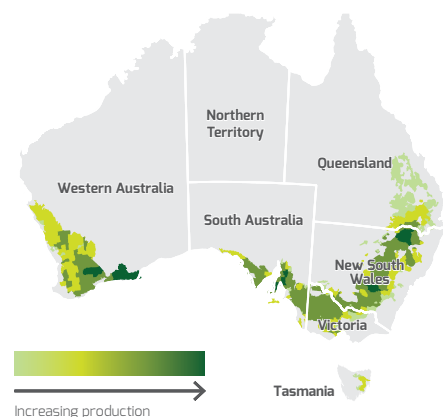


Figure 1 Areas of barley production

## At a glance

- There is strong international and domestic demand for Australian barley because of its excellent malt and feed qualities.
- Australia is a major barley exporter, supplying 30-40% of the world's exported malting barley and 20% of global feed barley.
- New malting barley varieties are evaluated and accredited through a voluntary scheme managed by Barley Australia.

澳大利亚大麦种植面积约4百万公顷，年产900万吨大麦。其中30%-40%为啤酒大麦，剩余用于人类其他消费或饲料。

澳大利亚是全球主要的大麦出口国，其啤酒大麦出口量占全球总出口量比例为30%-40%，饲料大麦出口量占全球总出口量比例为20%。

## Growing barley in Australia

### Barley is integral to Australian crop farming

- Adaptable
- High yield potential
- Strong demand

On average, more than 9 million metric tonnes (mmt) of barley is produced across 4 million hectares (see Table 1). 30-40% of the yield achieves malting grade, with the remainder used for human consumption or stock feed.

Growing through Australia's winter months, barley is rotated with other crops including wheat, canola, oats and pulses.

Table 1 Australian barley production

State	Production (t)
Western Australia	3,290,000
South Australia	2,069,000
New South Wales	1,973,000
Victoria	1,934,000
Queensland	255,000
Tasmania	18,000
<b>TOTAL</b>	<b>9,539,000</b>

Source: ABARES  
Five year average up to 2016-17 (financial years)

In Australia's spring months (September to November), barley crop harvesting begins in the country's northern regions. The harvesting season usually finishes during December in Australia's southern areas.

## Research and development

Australian grain breeding organisations develop new barley varieties that are high yielding, well adapted and have specific qualities that meet customer requirements (see Table 2).

In collaboration with the Australian industry, AEGIC conducts in-market and laboratory research to ensure the Australian industry understands and can meet customer requirements.

Table 2 Australian barley varieties

Malting grade	Bass	Flinders
	Baudin	GrangeR
	Buloke	La Trobe
	Commander	Scope CL
	Compass	Spartacus
	Fairview	Westminster
Food grade	Hindmarsh	

For the full list of all accredited varieties, please visit the Barley Australia website.

# Pilot Malting Australia

The Australian industry has access to Pilot Malting Australia, Australia's first national pilot malting facility.

Located at Edith Cowan University in Perth, Western Australia, the pilot malting plant has been specifically designed to simulate commercial malting practice and consists of one universal chamber that caters for steeping, germination and kilning. Pilot Malting Australia provides capacity to evaluate pre-released barley lines, a platform to improve pathway to market and equipment for industry research.

# Major markets for Australian barley

Australia is a major malting and feed barley exporter, accounting for 30–40% of the world's exported malting barley and 20% of global feed barley exports.

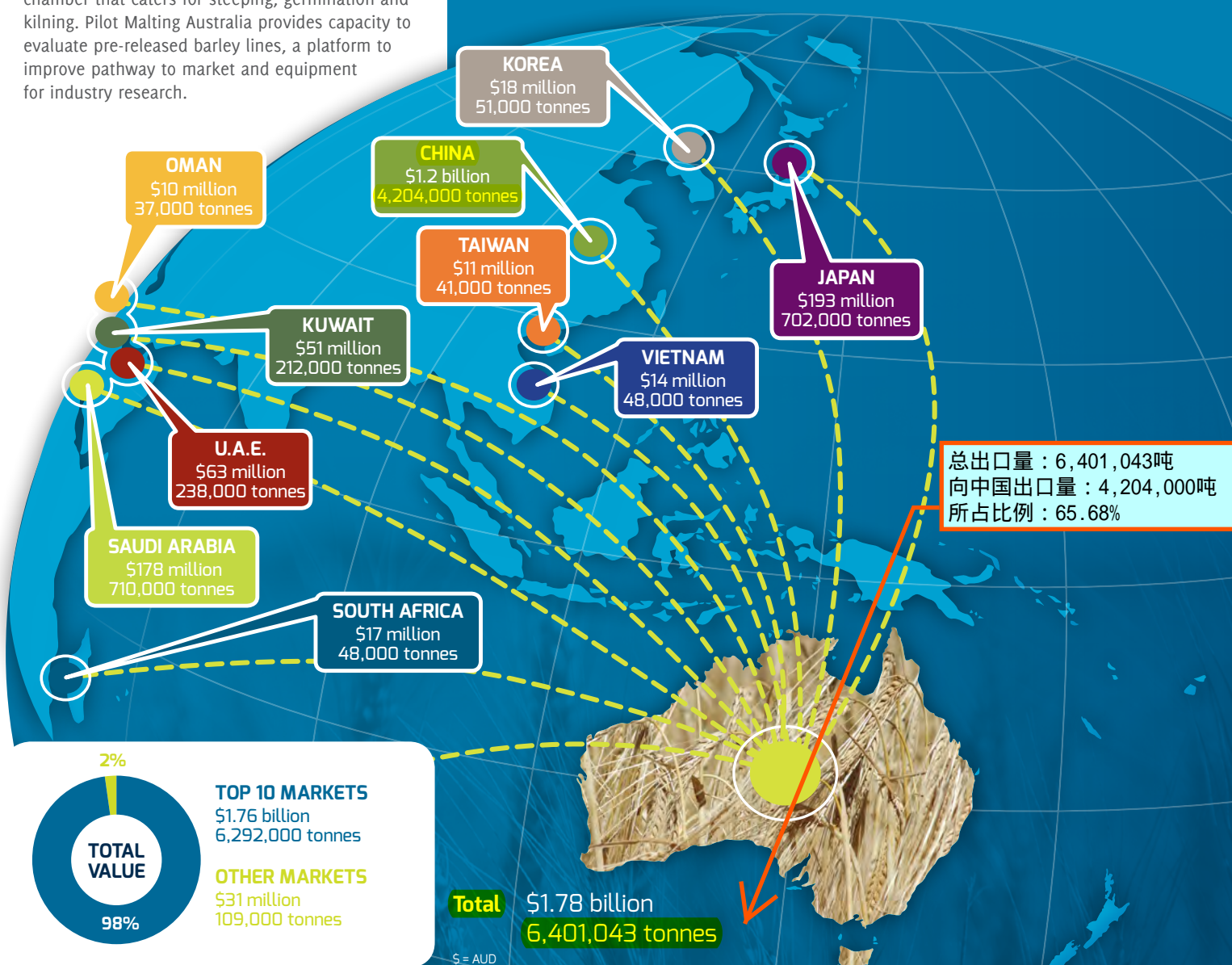


Figure 2 Major markets for Australian barley  
 Four year average up to 2016–17 (financial years)  
 Source: ABS





# End uses

Australian barley is well-suited to malt production (mostly for beer brewing), animal feed and in the distillation of spirits such as malt whiskey and Japanese shochu.

Unmalted barley for human consumption is relatively minor, but growing. There is also some interest in using raw barley for enzyme brewing.

## Malting varieties

New barley varieties in Australia undergo a rigorous evaluation process before they gain accreditation and classification.

To gain official malting accreditation, new barley varieties are reviewed for characteristics including quality, agronomic performance and disease resistance. Varieties are then appraised for commercial processing capabilities.

AEGIC是西澳大利亚州政府的和澳大利亚的谷物研究与开发公司合作倡议建立的。



Barley Australia sets the accreditation standard and manages Australia's malting barley evaluation process. The Malting and Brewing Industry Barley Technical Committee (MBIBTC), which is part of Barley Australia, is the Australian body for assessing malting barley varieties and determining whether a variety meets international and/or domestic criteria.

Barley Australia publishes a list of accredited varieties and those currently under evaluation. The list is updated annually and can be viewed at [www.barleyaustralia.com.au](http://www.barleyaustralia.com.au)

Each malting barley variety displays different traits which suit particular growing conditions, with characteristics determining which variety is grown. These include:

- Physical quality
- Yield potential
- Disease resistance
- Maturity length
- Adaptation

Availability of new varieties allows growers to select that which best suits their farming operations. This results in periodic transition (when necessary) between malting varieties and the volume that is available for domestic and international customers.

## Malting quality characteristics

Australia produces a selection of malting barley varieties that are bright, with high hectolitre weight and moderate protein. Australian barley varieties are versatile with quality characteristics that suit a range of processing requirements and beer styles.

## Feed barley

Australian barley is well suited for animal feed, including all types of poultry. Australian feed barley is low in mycotoxin contamination with good nutritional attributes and energy content. Australian barley has higher fibre than some other feed grains, which can be beneficial for gut development and function.



This Australian Barley Grain Note is proudly supported by Barley Australia



Department of Primary Industries and Regional Development



AEGIC is an initiative of the Western Australian State Government and Australia's Grains Research & Development Corporation

## Australian Export Grains Innovation Centre

Perth (head office)  
3 Baron-Hay Court  
South Perth, WA 6151, Australia  
P +61 (08) 6168 9900  
E [admin@aegic.org.au](mailto:admin@aegic.org.au)

Sydney  
1 Rivett Road, Riverside Corporate Park  
North Ryde, NSW 2113, Australia  
P +61 (02) 8025 3200

All contents copyright © AEGIC. All rights reserved. The related bodies corporate, directors and employees of AEGIC accept no liability whatsoever for any injury, loss, claim, damage, incidental or consequential damage, arising out of, or in any way connected with, the use of any information, or any error, omission or defect in the information contained in this publication. Whilst every care has been taken in the preparation of this publication AEGIC accepts no liability for the accuracy of the information supplied.



Australian Export Grains Innovation Centre

Australian Export Grains Innovation Centre

[aegic.org.au](http://aegic.org.au)